

Inflatable Structure design, development and testing for the EFESTO project Earth-application heat shield

Original

Inflatable Structure design, development and testing for the EFESTO project Earth-application heat shield / Guidotti¹, G., Gardi¹, R., Cédric², J., de Jong³, M., Punzo⁴, F., Miceli⁴, M.F., Bonetti⁵, D., Governale, G., Dietlein, I.. - ELETTRONICO. - (2021). (The 18th International Planetary Probe Workshop Online June - August 2021).

Availability:

This version is available at: 11583/2974653 since: 2023-01-17T19:40:15Z

Publisher:

The 18th International Planetary Probe Workshop

Published

DOI:

Terms of use:

This article is made available under terms and conditions as specified in the corresponding bibliographic description in the repository

Publisher copyright

(Article begins on next page)

EFESTO

Inflatable Structure design, development and testing for the EFESTO project Earth-application heat shield

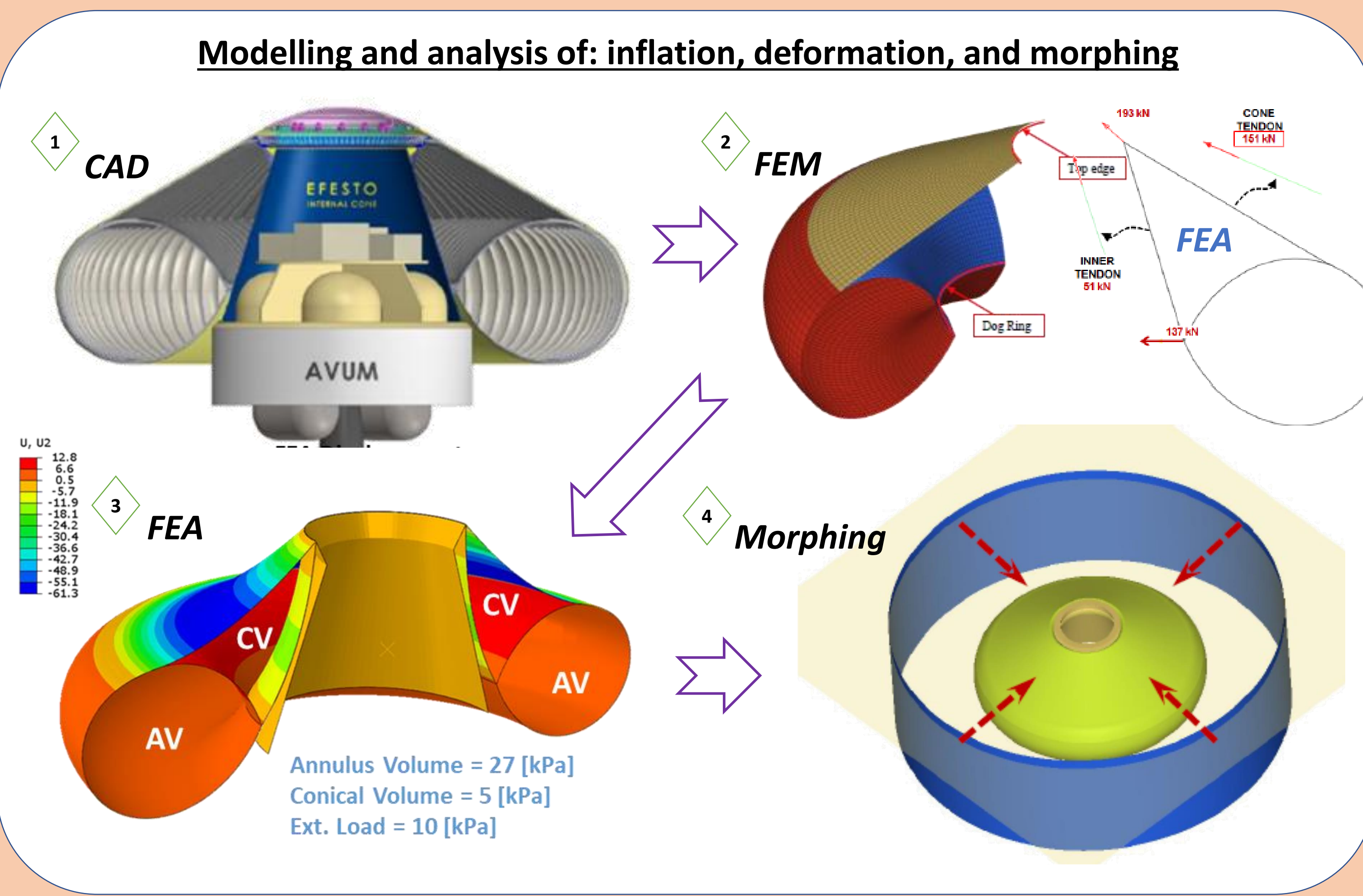
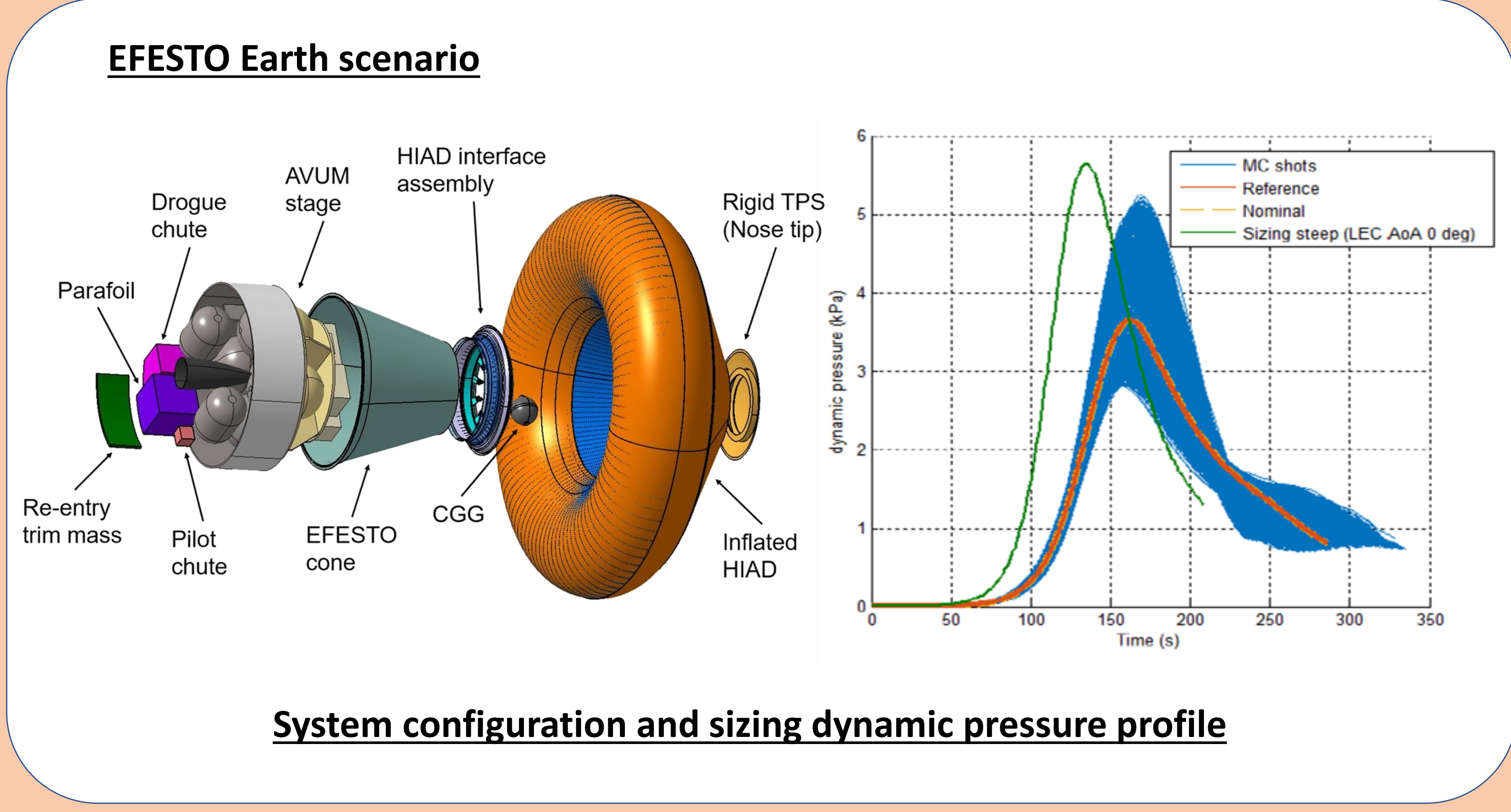
G.Guidotti¹, R.Gardi¹, J.Cédric², M. de Jong³, F.Punzo⁴, M.F.Miceli⁴, D.Bonetti⁵, G.Governale⁶ and I.Dietlein⁷

This project has received funding from the European Union's Horizon 2020 research and innovation programme under grant agreement No 821801. More information at: <http://www.efesto-project.eu>

¹Centro Italiano Ricerche Aerospaziali (CIRA), Italy – g.guidotti@cira.it, ²DMAS, ONERA, Université Paris-Saclay, France, ³Thin Red Line Aerospace (TRLA), Canada, ⁴Aerospace Laboratory for Innovative Components (ALI scarl), Italy, ⁵DEIMOS Space S.L.U., Spain, ⁶Politecnico di Torino, Italy, ⁷Deutsches Zentrum für Luft- und Raumfahrt e.V. (DLR), Germany

EFESTO: European Flexible hEat Shields: advanced TPS design and tests for future in-Orbit demonstration

- The project aims at advancing the TRL of Hypersonic Inflatable Aerodynamic Decelerators (HIAD) for re-entry vehicles, relying on integration of Flexible Thermal Protection Systems (F-TPS) and Inflatable Structures (IS).
- The EFESTO Earth study-case is based on the recovery of VEGA's AVUM stage deorbited from Polar Orbit and decelerated during re-entry by a 4.8m diameter HIAD.
- The system engineering tasks provided the key inputs to design the Inflatable Structure: size and geometry, thermal load, and dynamic pressure time-history.

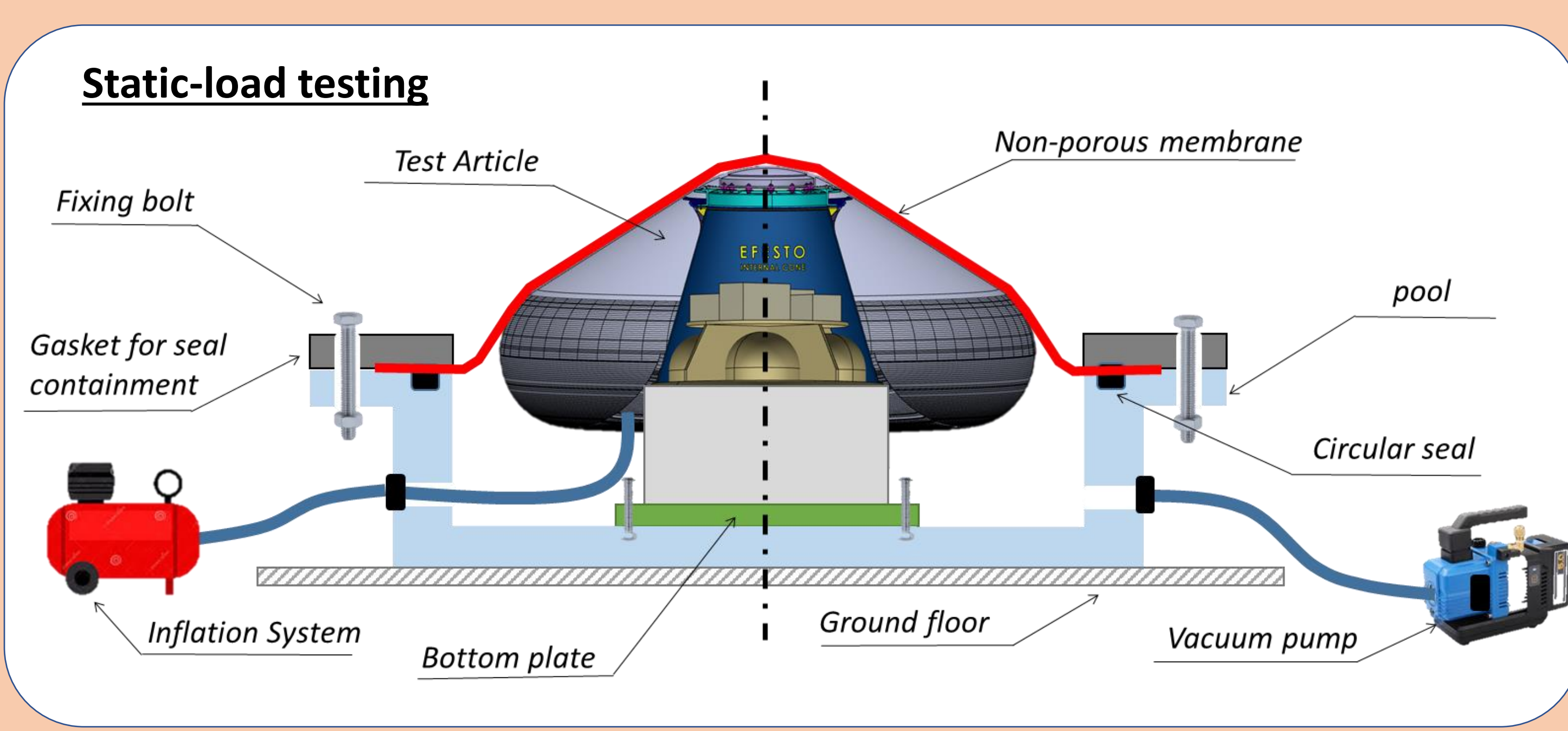
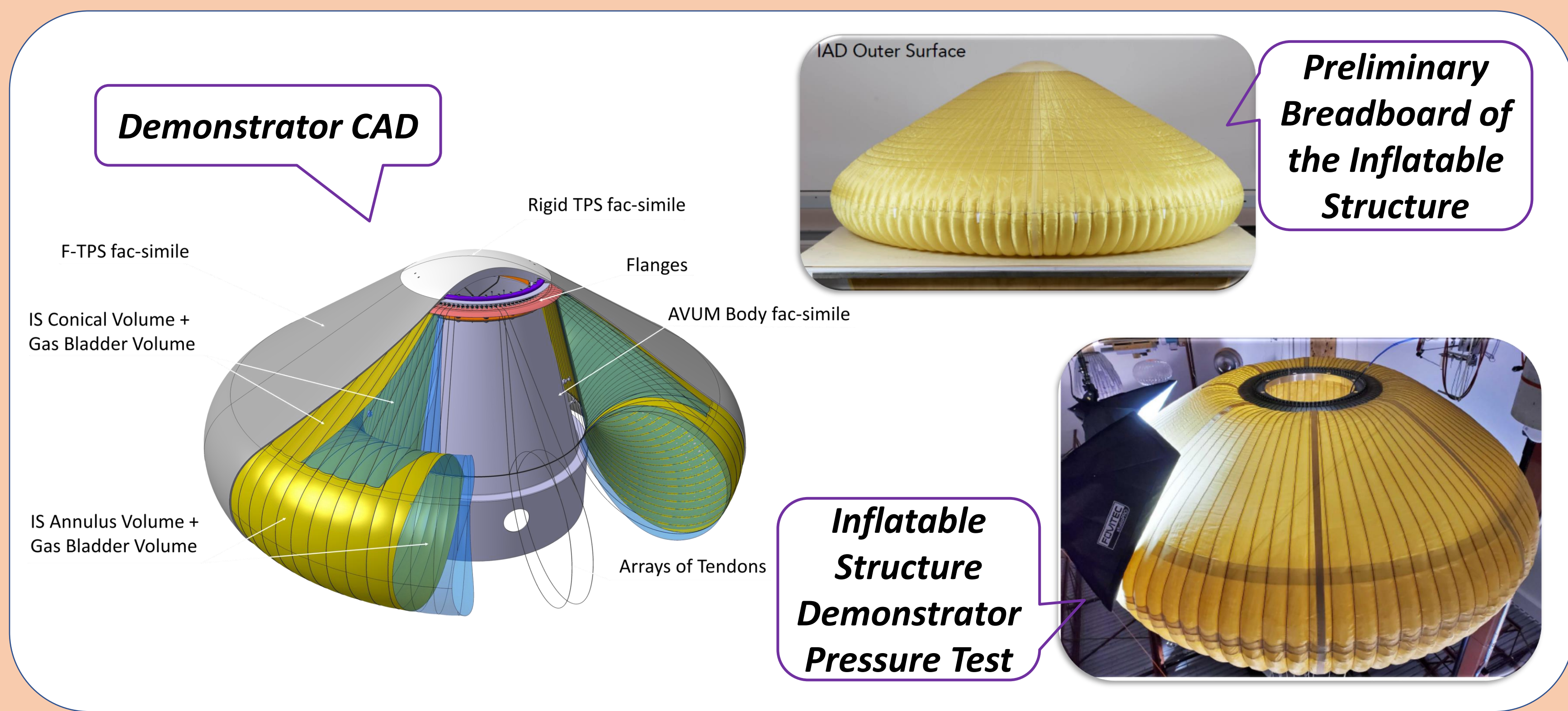


Earth-case Inflatable Structure Design

- After early trade-off, it was decided to adopt Thin Red Line Aerospace's patented UHPV architecture (Ultra High-Performance Vessel) for the Inflatable Structure, comprising a pressure restraining tendons array, and a carrier fabric enveloped inflatable gas bladder.
- CAD and FEM models were developed to perform a full design loop and to consolidate solutions for key aspects of the Inflatable Structure such as architecture, materials, and mechanical interfaces.
- Very promising outcomes were obtained with respect to investigation of inflation and deformation, structural loads, as well as shape morphing.
- Modeling results were translated into specifications for manufacture of a 1:2-scale ground Demonstrator.

Demonstrator Design And Manufacturing

- The 1:2 scale Demonstrator of the Earth mission entry system includes a high-fidelity Inflatable Structure and prototype Flexible TPS, integrated with a likewise scaled VEGA AVUM.
- The Demonstrator features a significant similitude with the operational system in terms of: geometry, configuration, structural architecture, and interfaces.
- Both a Breadboard and a Demonstrator have been fabricated at 1:2 scale.



Demonstrator Testing

- A demanding test campaign was carried out in two stages using a specifically designed and manufactured test-rig.
- The 1st test stage supported folding, stowing, deployment, and inflation studies.
- The 2nd stage supported verification of static strength of the Inflatable Structure under re-entry flight representative loads.
- Test results were used to verify and validate numerical models.