

Perspectives on the use of bismuth-based materials for sensing and removal of water pollutants

Original

Perspectives on the use of bismuth-based materials for sensing and removal of water pollutants / Franceschini, F., Jagdale, P., Bartoli, M., Tagliaferro, A.. - In: CURRENT OPINION IN ENVIRONMENTAL SCIENCE & HEALTH. - ISSN 2468-5844. - ELETTRONICO. - 26:(2022), p. 100345. [10.1016/j.coesh.2022.100345]

Availability:

This version is available at: 11583/2959484 since: 2022-03-25T11:41:45Z

Publisher:

Elsevier B.V.

Published

DOI:10.1016/j.coesh.2022.100345

Terms of use:

This article is made available under terms and conditions as specified in the corresponding bibliographic description in the repository

Publisher copyright

Elsevier postprint/Author's Accepted Manuscript

© 2022. This manuscript version is made available under the CC-BY-NC-ND 4.0 license
<http://creativecommons.org/licenses/by-nc-nd/4.0/>. The final authenticated version is available online at:
<http://dx.doi.org/10.1016/j.coesh.2022.100345>

(Article begins on next page)

Perspectives on the use of bismuth based materials for sensing and removal of water pollutants

Filippo Franceschini¹, Pravin Jagdale², Mattia Bartoli^{2,3*}, Alberto Tagliaferro^{1,3}

1) Politecnico di Torino, Department of Applied Science and Technology, C.so Duca degli Abruzzi 24, 10129 Turin, Italy;

2) Center for Sustainable Future Technologies—CSFT@POLITO, Via Livorno 60, 10144 Torino, Italy

3) Consorzio Interuniversitario Nazionale per la Scienza e Tecnologia dei Materiali (INSTM), Via G. Giusti 9, 50121 Florence, Italy

Abstract

Bismuth based materials are among the most versatile species for the production of electroactive, adsorptive and photocatalytic materials. Their high tuneability has spread their use in many fields of application, proving for instance to be one of the most solid solutions for water monitoring and purification. Accordingly, we summarize the most recent and cutting edge achievements of bismuth-based materials in the field of water research.

Highlights

- Bismuth based materials could be used for the detection of both inorganic and organic species in aqueous medium.
- Bismuth based materials are effective adsorptive materials for the removal of heavy metals, radionuclides and organic pollutants.
- It is possible tuning the band gap of bismuth based materials to photoactivate them with visible light using several simple scalable routes.

Keywords: bismuth oxide, electroensing, photocatalyst, adsorption, environmental remediation

1.Introduction

Water is an essential resource for all life on earth, and in 2010 the United Nations General Assembly formally recognized the access to clean drinking water and sanitation as a human right. However, rapid economic growth, intensification of agriculture and substantial population rise have caused a significant deprecation in water quality [1]. The limited capacity for renewal of groundwater and surface water resources, combined with lax regulatory frameworks on industrial and municipal waste effluents has further exacerbated the problem. Among all the freshwater contaminants, heavy metals and persistent organic pollutants are especially concerning, not only for the adverse effects they have on human health but also for their tendency to bio-accumulate [2]. Consequently, the quantitative detection and removal of critical pollutants is of paramount importance. Bismuth based materials (BBMs) have demonstrated to be extremely well suited for both sensing and water regeneration purposes, due to their wide-ranging properties[3]. Over the last decades BBMs have attracted the attention of academic and non-academic players because of their low cost of extraction, their peculiar photo and electrocatalytic properties and easily production [4]. Accordingly, we briefly discuss the most relevant and exciting works where BBMs were employed in the fabrication of affordable next generation electrochemical sensors for contaminant detection, and highly efficient adsorbent or photocatalytic systems.

2. BBMs production and properties

Nowadays, bismuth is mainly used in the form of halide, oxo-halide, nitrate and oxidederivative as summarized in figure 1.

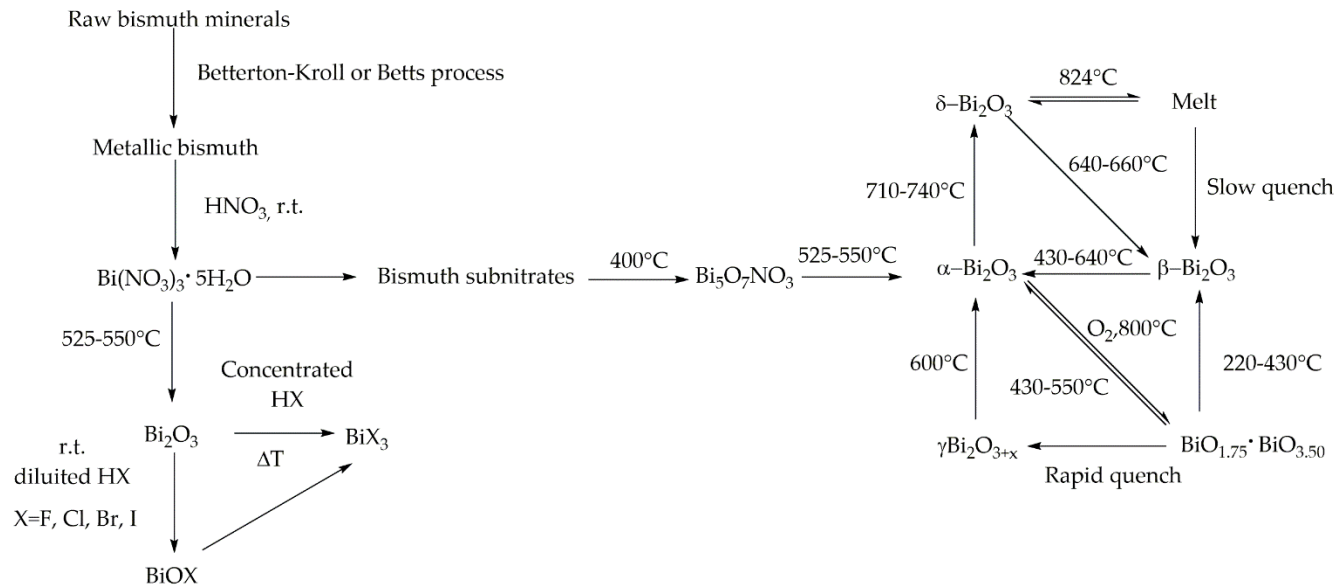


Figure 1: Main BBMs produced from thermal and thermochemical conversion of raw bismuth minerals.

The most common precursor of BBMs is $\text{Bi}(\text{NO}_3)_3$, produced through the oxidation of metallic bismuth by using HNO_3 . $\text{Bi}(\text{NO}_3)_3$ is a very useful material that can be easily converted into several subnitrates with a wide range of stoichiometry up to $\text{Bi}_5\text{O}_7\text{NO}_3$. $\text{Bi}_5\text{O}_7\text{NO}_3$ represents the last thermally stable subnitrate prior the conversion of BBMs into pure oxides. Bismuth oxides are a heterogeneous family with up to 5 different well defined structures and several sub-oxides[5]. Bismuth oxides can be converted into BiX_3 ($X = \text{F}, \text{Cl}, \text{Br}, \text{I}$) using a HX in aqueous medium and then into BiOX through a partial hydrolysis of by adding the specific acid.

BBMs can also be prepared by combining bismuth oxides and bismuth nitrates with several other element, producing doped BBMs with well-known stoichiometry (*i.e.* BiFeO_3 , BiVO_4 , Bi_2WO_6) or through substitutional doping tune the band gap and induce desired magnetic properties in BBMs[6].

The great variety of BBMs allows to fine tune two main properties of interest for electrochemical sensing and pollutants removal: surface area and band gap. Said parameter can be easily be varied by tuning process parameters such as the heating rate, the highest temperature reached and the use of surfactant.

The surface area is generally reached only few dozens of m^2/g while the band gap could be tuned from 2.06 eV up to 3.50 eV[7].

3. BBMs for electrochemical sensing of pollutants

3.1 Heavy metal ions

Mercury based electrodes have been historically used for heavy metal ions detection, through stripping voltammetry analysis. However, given the well-known toxicity of mercury, significant effort has been put into finding alternative materials with comparable electroanalytical performances while being more environmentally friendly. Bismuth based electrodes have shown to be an attractive and economical solution for heavy metal analysis, and the most common deposition techniques are ex situ plating, in-situ plating or deposition of a bismuth precursor [8]. The addition of a Nafion (perfluorosulfonated cation-exchange polymer) membrane to a glassy carbon electrode can enhance the sensor's sensitivity, and this was found to be true both for mercury and bismuth film electrodes. In a recent work, Zhang et al. [9] exploited the high ionic conductivity of Nafion for the electrophoretic deposition of nano-bismuth and nano-bismuth oxide obtaining a stable and well adherent coating. Moreover, the combination of bismuth with nanoparticles, carbon nanotubes, or 2D nanomaterials such as graphene is currently the subject of intensive study and has demonstrated to be a fruitful approach. Novel advancements include the fabrication of a Bi/MXene nanocomposite [10], obtained by the deposition of bismuth nanoparticles on $\text{Ti}_3\text{C}_2\text{T}_x$ sheets for the detection of Pb^{2+} and Cd^{2+} , with detection limits of 10.8 nM and 12.4 nM respectively. Another exciting development is represented by the work of Jin *et al.* [11] where through a hydro/solvothermal synthesis a heterostructure of Bi_2O_3 nanosheets and tin sulfide (SnS) nanoparticles is reported. The synergistic interaction between Bi_2O_3 and SnS allowed for fast electron transfer kinetics and exceptional detection limits for Pb^{2+} and Cd^{2+} : 1.5nM and 1.4nM respectively.

2.2 Organic pollutants

Persistent organic pollutants are a set of toxic chemicals released in the environment as a result of human activity, mostly from agrochemical or industrial processes, oil spills and combustion of fuels. Conventional methods of detection include separation and spectrometric techniques such as liquid chromatography - mass spectrometry, atomic absorption spectrometry or inductively coupled plasma mass spectrometry. Nevertheless, these methods tend to be cumbersome and expensive, whereas electrochemical techniques allow for simple, low cost, and easy online detection of critical organic pollutants. In a common approach a carbonaceous electrode is thus functionalized with a inorganic or organic species to enhance its response. Noble metals, nanostructured carbon and their respective combinations have been widely employed, but they suffer from high costs, irreversible adsorption and are affected by the presence of metal impurities. In an effort to develop more sensitive and affordable electrochemical sensors, BBMs have been proposed as novel electrocatalysts usually with nanostructured carbon heterojunctions as shown in figure 2.




Figure 2: Modified screen printed carbon based electrode tailored with BiONO_3 as reported by [12]. Reprinted with all permission from IEEE.

The interaction between BBMs and organic materials is quite complex and there are few comprehensive studies. Franceschini et al.[13] evaluated the interaction between Bi_2O_3 and $\text{Bi}_5\text{O}_7\text{NO}_3$ with paracetamol by using computational approach highlighting the relevance of surface defect in the electron transfer rate efficiency.

For the detection of 2-nitroalinine, Krishnapandi *et al.* [14] obtained notable results with a Bi_2MoO_6 / carbon nanofiber (CNF) functionalized sensing platform, with a limit of detection of 43.7nM for a differential pulse voltammetry (DPV) measurement. Such a remarkable response was attributed to the peculiar catalytic activity of bismuth molybdate (BiMoO_4) and the well-known charge transfer properties

of CNFs. Similarly, Gopi *et al.* [15] developed a glassy carbon electrode modified with molybdenum bismuth vanadate impregnated on graphene oxide (GO – MoBiVO₄) to detect via DPV 2, 4, 6 trichlorophenol in aqueous medium. The authors reported a synergistic interaction between MoBiVO₄ and GO, good stability, selectivity against common interference compounds and a wide linear range (from 0.199 to 17.8 μM). The use of BBMs for the detection of organic pollutants has also found interesting application in the field of photoelectrochemical sensing, supported by a great body of evidence detailing the photocatalytic properties of BBMs [16]. Recently, Yan *et al.* [17] reported an efficient hydrothermal synthetic route for the synthesis of bismuth phosphate (BiPO₄) nanocrystals and nanosheets of bismuth oxy chloride (BiOCl) facilitate the separation of photogenerated charge carriers enhancing the detection of 4-chlorophenol.

Especially since the development of nanostructured bismuth oxide tailored on screen printed electrodes BBMs reached a commercial breakthrough [18].

3. Bismuth based materials for environmental remediation

3.1 Adsorptive designed materials

Adsorption is the most common route for water purification and BBMs have proved to be extremely versatile in the removal of the major contaminants from drinking water [19]. BBMs have demonstrated notable efficiencies in the removal of different harmful inorganics in a wide range of concentrations. Among them, anions such As(III) and As(V) are a real plague in south-east Asia and in central America. Bi₂O₃ has shown remarkable performances in the capture of arsenic anions due to its defective crystal structure reaching an efficiency of up to 33.1 μmol/m² and 31.6 μmol/m² for As(III) and As(V) respectively [20]. Defectiveness of BBMs was key to the successful removal of arsenic as proved by the use of bismuth hydroxides for the concurrent removal of arsenic fluoride and nitrates from drinking water

[21] and or BBMs doping with cations such as magnesium, calcium or iron[22]. Iron doped BBMs could also be an interesting solution for the immobilization of arsenic in paddy solid after the combination with bioderived carbon source through ferrolisys route[23]. The addition of iron boosts the performance of BBMs, as reported by Murtaza *et al.*[24]. The authors decorated metallic bismuth microparticles with nanoscale zerovalent iron particles achieving a removal of Cd(II) from a concentration of up to 10 mg/L down to 0.4 mg/L retaining the same efficiency for 6 cycles.

Similarly, the coupling of metallic bismuth atoms with nitrogen based carbon nanodots increased up to 40 % the ability of the adsorption of Cu(II) [25] and the modification of BBMs with metal organic frameworks led to the realization of a selective adsorber for phosphates[26].

Maksoud *et al.* [27] reported a noteworthy application of bismuth tungstate (Bi_2WO_6) for the removal of radionuclides ^{134}Cs and $^{152+154}\text{Eu(III)}$ with an efficiency of up to 46 mg/g and 112 mg/g at 24 °C respectively. The authors reached a very effective water purification efficiency, removing up to 92 % of radionuclides and outperforming any other adsorption material and reaching the same performances of activated alumina, the best in the field. Han *et al.*[28] also proved the viability of Bismuth Iodate ($\text{Bi}(\text{IO}_3)_3$) tailored graphene oxide for the removal of radioactive iodine with an efficiency higher than 99 %. Such an exceptional result was mainly due to the formation of stable bismuth iodide (BiI_3) with a similar process as the one described by Reda *et al.*[29] for iodine.

Furthermore, the adsorption of hazardous inorganic species could be easily coupled with the removal of organic species [30, 31]. As reported by Najdanović *et al.* [32], bismuth nitrate clusters could reach high dye removal efficiencies, up to 1049 mg/g. Similarly, emerging pollutants such as doxorubicin could be adsorbed and degraded by using bismuth ferrite (BiFeO_3) with an efficiency of up to 93% [33]. Considering the moderate surface area of BBMs, adsorptive procedures are generally neglected and BBMs are more commonly used as photocatalysts for organic pollutants' degradation. Furthermore, the

regeneration and the cost of a BBMs adsorption process is far to be competitive with respect to cheaper materials currently available (e.g.activated carbon).

3.2 Catalytic designed materials

BBMs possibly represent the most tuneable resource for the production of photocatalysts in the visible light region [16] with a mechanism of action sketched in figure 4.

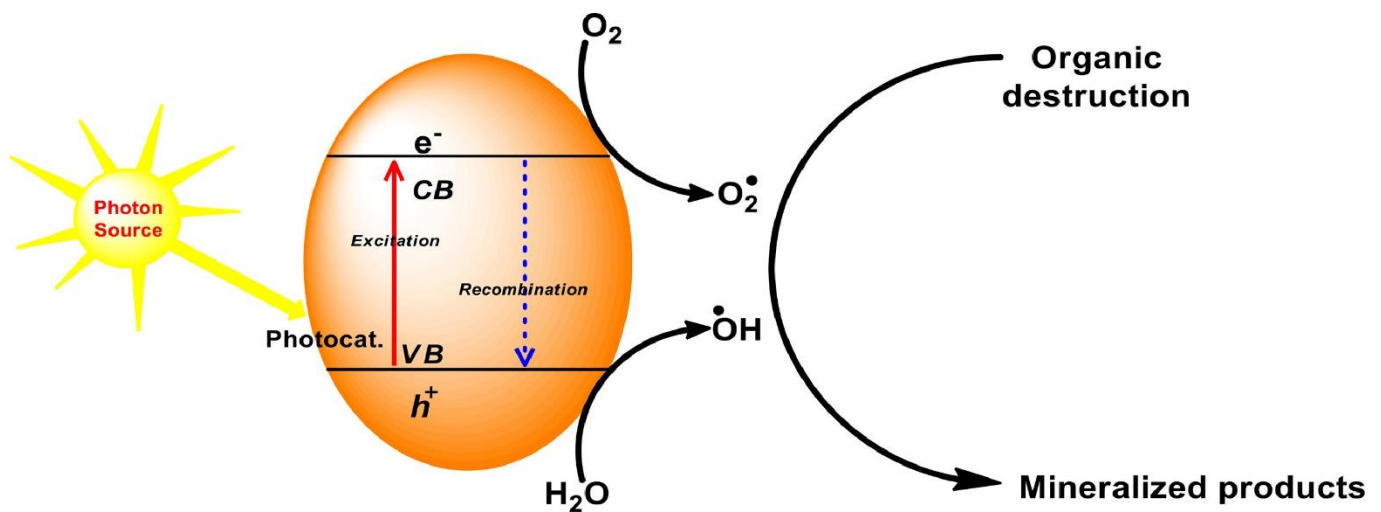


Figure 4: Action mechanism of photocatalyst during organic materials degradation. Reprint from [16] with all permission from Elsevier.

As reported by Gadhi et al.[34], it is not easy to discriminate between the partial degradation and fully mineralization of organic species. This task represents the main challenge to be fully solved before a real breakthrough of on-field applications of BBMs can be realized. The radical degradative pathway of each pollutant is unique and should be carefully considered, while avoiding the formation of new organic species that could be more harmful than the starting one.

Contrary to a simple adsorption process, photocatalytic degradation activity should be carefully evaluated balancing both adsorption and degradative effects, as reported by Hernández-Gordillo *et al.*[35]. This is

not a trivial task and can be accomplished only by combining kinetic and structural studies. A simpler approach is generally used in the scientific literature, where the contribution of adsorption is neglected. This operative route overestimates the actual photocatalytic activity of BBMs but for highly performing materials is still acceptable. Among BBMs, bismuth oxides are the most studied due to their facile thermal synthesis [36] and their band gap ranging from 2.3 up to 2.7 eV. Furthermore, bismuth oxide could be combined with clay filters in large batch reactors reaching a mineralization efficiency up to 70 % [37] for organic materials or could be used to tailor biochar for the removal of steroids from drinking water [38]. The natural photocatalytic activity of bismuth oxide could also be enhanced by creating heterostructures with bismuth subnitrates so as to be active even in the visible-light spectrum [39] due to an improved charge carriers separation at the heterojunction interphase with an enhanced formation of reactive oxygen species. Bismuth oxide/bismuth subnitrate heterostructures have been tested both for organic molecules degradation [40] and pathogen removal [41] under visible light proving a remarkable efficiency.

Other interesting heterostructures are produced by combining Bi_2O_3 with BiOX ($X=\text{Cl}, \text{Br}, \text{I}$). Tang *et al.* [42] tested the effectiveness of $\text{BiOBr}/\beta\text{-Bi}_2\text{O}_3$ against pure BiOBr and $\beta\text{-Bi}_2\text{O}_3$ reporting a fifty times higher photocatalytic activity of the heterostructure.

BiOX could also be used as pure materials even if the fast recombination rate of photogenerated charge carriers limits their practical use [43]. BiOCl has attracted a lot of interest due to its layered structure with a high surface area but it has a band gap of around 3.2–3.4 eV that requires the use of UV light. Nevertheless, several materials ranging from ternary oxyhalides to BiOI have been developed to overcome the stability issues. The addition of iodine ions to BiOCl structure leads to beneficial effects such as an increased stability and a reduction of band gap in the visible light region. Zhang *et al.* [44] developed a microwave synthetic route to directly incorporate I^- into BiOCl producing a photocatalyst

abled to degrade hydroxyl derivatives of paraben under solar light. Similar results could be achieved by incorporating BiOX (X=Cl, Br) into carbonaceous[45] or polymeric [46] membranes.

Oxalides heterostructures with other bismuth based species such as bismuth selenide were very effective for recalcitrant pollutants degradation under visible LED irradiation [47].

The addition of other metallic species into BBMs structures represent an alternative approach to improve the photocatalytic activity as proved by the combination of BiOI with CdS for water de-oiling [48].

The production of BBMs included in complex clusters such as Bi_2WO_6 , BiVO_4 or $\text{Bi}_2\text{Sn}_2\text{O}_7$ is also useful for reducing the band gap down to 2.4-2.9 eV. This approach was reported as very effective for the removal of several emerging pollutants such as drug traces in drinking water [49]. Also, BBMs are a good solution to tune the photocatalytic properties of traditional materials such as Titania [50].

4. Conclusions

BBMs properties represent a unique combination of versatility and effectiveness. The scientific literature is rich of researches that claim water purification efficiencies up to 99% but this is true only under idealized conditions for a few substrates. Nevertheless, BBMs could be used to treat polluted waters where several contaminants occurred simultaneously on a regular basis. The possible use as both adsorption and degradative materials is another unneglectable advantage of BBMs over other materials such as the more diffuse resin filters are more appealing for real application. Furthermore, BBMs could also provide a very effective tool for monitoring both inorganic and organic species even in low concentrations. Many challenges must still be overcome before suggesting BBMs as alternatives to traditional materials used in environmental remediation, but the research is moving fast in this direction as briefly summarized in table 1.

Table 1: Advantages and disadvantages related to the use of BBMs in sensing and environmental remediation.

BBMs uses	Materials	Advantages	Disadvantages
<i>Detection of inorganic species</i>	<ul style="list-style-type: none"> Bismuth oxides 	<ul style="list-style-type: none"> High tuneability of oxygen vacancies and electron transfer rate. Easy synthesis through thermochemical routes. Good detection limits and linear range 	<ul style="list-style-type: none"> Requires pH adjustment. Poisoning Surface modifications
<i>Detection of organic species</i>	<ul style="list-style-type: none"> Bismuth oxides Bismuth subnitrates Bismuth Molibdate Bismuth oxahalide 	<ul style="list-style-type: none"> High tuneability of oxygen vacancies and electron transfer rate High control on surface modifications. Good detection limits and linear range. 	<ul style="list-style-type: none"> Lack of selectivity compared with enzymatic based sytems
<i>Adsorption of pollutants</i>	<ul style="list-style-type: none"> Bismuth oxides Bismuth ferrites Bismuth wolframate 	<ul style="list-style-type: none"> Good adsorptive performances. Poor leaching. 	<ul style="list-style-type: none"> High cost Regeneration
<i>Photodegradation of pollutants</i>	<ul style="list-style-type: none"> Bismuth oxides Bismuth subnitrates Bismuth molibdate Bismuth oxahalide 	<ul style="list-style-type: none"> High structural and morphological tuneability. Tuneable band gap. 	<ul style="list-style-type: none"> Poisoning Need to be tested under on-field large scale conditions

-
- Bismuth ferrites
 - High efficiency in recalcitrant pollutants treatment
 - Good regeability
-

We firmly believe that BBMs will represent one of the game changing materials for water treatment and monitoring that will allow to regenerate and preserve the water resources of mankind.

References

- [1] Singh J, Yadav P, Pal AK, Mishra V. Sensors in Water Pollutants Monitoring: Role of Material. *Advanced Functional Materials and Sensors*. 2019;5-20.
- [2] Schäfer S, Buchmeier G, Claus E, Duester L, Heininger P, Körner A, et al. Bioaccumulation in aquatic systems: methodological approaches, monitoring and assessment. *Environmental Sciences Europe*. 2015;27.
- [3] Bartoli M, Jagdale P, Tagliaferro A. A Short Review on Biomedical Applications of Nanostructured Bismuth Oxide and Related Nanomaterials. *Materials*. 2020;13:5234.
- [4] Odularu AT. Bismuth as Smart Material and Its Application in the Ninth Principle of Sustainable Chemistry. *Journal of Chemistry*. 2020;2020:9802934.
- [5] Greenwood NN, Earnshaw A. *Chemistry of the Elements*: Elsevier; 2012.
- [6] Gadhi TA, Hernández S, Castellino M, Chiodoni A, Husak T, Barrera G, et al. Single BiFeO₃ and mixed BiFeO₃/Fe₂O₃/Bi₂Fe₄O₉ ferromagnetic photocatalysts for solar light driven water oxidation and dye pollutants degradation. *Journal of Industrial and Engineering Chemistry*. 2018;63:437-48.
- [7] Sivakumar A, Murugesan B, Loganathan A, Sivakumar P. A review on decolourisation of dyes by photodegradation using various bismuth catalysts. *Journal of the Taiwan Institute of Chemical Engineers*. 2014;45:2300-6.
- [8] Economou A. Bismuth-film electrodes: recent developments and potentialities for electroanalysis. *TrAC Trends in Analytical Chemistry*. 2005;24:334-40.
- [9] Zhang D, Xiang Q. Nafion-Assisted Electrophoretic Deposition and Its Application in Bismuth Film Electrodes for Metal Ion Detection. *Industrial & Engineering Chemistry Research*. 2021;60:11056-62.
- [10] He Y, Ma L, Zhou L, Liu G, Jiang Y, Gao J. Preparation and Application of Bismuth/MXene Nano-Composite as Electrochemical Sensor for Heavy Metal Ions Detection. *Nanomaterials*. 2020;10:866.
- [11] Jin W, Fu Y, Hu M, Wang S, Liu Z. Highly efficient SnS-decorated Bi₂O₃ nanosheets for simultaneous electrochemical detection and removal of Cd(II) and Pb(II). *Journal of Electroanalytical Chemistry*. 2020;856:113744.
- [12] Madagalam M, Bartoli M, Tagliaferro A, Carrara S. Bismuth-nanocomposites modified SPCEs for non-enzymatic electrochemical sensors. *IEEE Sensors Journal*. 2021;21:11155-62.

[13] Franceschini F, Bartoli M, Tagliaferro A, Carrara S. Electrodes for Paracetamol Sensing Modified with Bismuth Oxide and Oxynitrate Heterostructures: An Experimental and Computational Study. *Chemosensors*. 2021;9:361.**

Authors firstly reported a comprehensive computational study enlighten the relation between surface defectiveness of BBMs modified electrodes and their sensing performances.

[14] Krishnapandi A, Muthukutty B, Chen S-M, Arul KT, Shiuan HJ, Selvaganapathy M. Bismuth molybdate incorporated functionalized carbon nanofiber as an electrocatalytic tool for the pinpoint detection of organic pollutant in life samples. *Ecotoxicology and Environmental Safety*. 2021;209:111828.*

Authors reported an outstanding proof of the possibility of BBMs as sensors. The use of real matrix proved that feasibility of their use outside lab conditions

[15] Gopi PK, Ravikumar CH, Chen S-M, Chen T-W, Ali MA, Al-Hemaid FMA, et al. Tailoring of bismuth vanadate impregnated on molybdenum/graphene oxide sheets for sensitive detection of environmental pollutants 2, 4, 6 trichlorophenol. *Ecotoxicology and Environmental Safety*. 2021;211:111934.

[16] Ajiboye TO, Oyewo OA, Onwudiwe DC. The performance of bismuth-based compounds in photocatalytic applications. *Surfaces and Interfaces*. 2021;23:100927.

[17] Yan P, Jiang D, Li H, Bao J, Xu L, Qian J, et al. BiPO₄ nanocrystal/BiOCl nanosheet heterojunction as the basis for a photoelectrochemical 4-chlorophenol sensor. *Sensors and Actuators B: Chemical*. 2019;279:466-75.

[18] Dropsens. Bismuth Oxide Screen-Printed Carbon Electrodes. 2021.

[19] Ranjan M, Singh PK, Srivastav AL. A review of bismuth-based sorptive materials for the removal of major contaminants from drinking water. *Environ Sci Pollut Res*. 2020;27:17492-504.

[20] Balint R, Bartoli M, Jagdale P, Tagliaferro A, Memon AS, Rovere M, et al. Defective Bismuth Oxide as Effective Adsorbent for Arsenic Removal from Water and Wastewater. *Toxics*. 2021;9:158. *
Authors introduced the concept of Bismuth oxide defective structures for boosting the adsorption properties of the materials. The pointless defects has been proved as a key parameters to promote a rapidly removal of arsenic with a further redox mechanism that improved it.

[21] Ranjan M, Singh PK. Concurrent removal of nitrate, fluoride and arsenic by mixed hydrous bismuth oxide from water. *Journal of Water Supply: Research and Technology-Aqua*. 2020;69:478-99.

[22] Ranjan M, Singh PK, Srivastav AL. Application of Hydrous Bismuth Oxide for Arsenic Removal from Aqueous Solutions. *Nature Environment & Pollution Technology*. 2021;20.

[23] Zhu N, Qiao J, Yan T. Arsenic immobilization through regulated ferrolysis in paddy field amendment with bismuth impregnated biochar. *Science of The Total Environment*. 2019;648:993-1001.

[24] Murtaza B, Shah NS, Sayed M, Khan JA, Imran M, Shahid M, et al. Synergistic effects of bismuth coupling on the reactivity and reusability of zerovalent iron nanoparticles for the removal of cadmium from aqueous solution. *Science of The Total Environment*. 2019;669:333-41.

[25] Chung Hui K, Lun Ang W, Soraya Sambudi N. Nitrogen and bismuth-doped rice husk-derived carbon quantum dots for dye degradation and heavy metal removal. *Journal of Photochemistry and Photobiology A: Chemistry*. 2021;418:113411.

[26] Lu B, Wang S, Zhao L, Zhou D, Dong S, Wang G. Selective and superior capture of phosphate by using bimetallic bismuth-based metal-organic frameworks. *Chemical Engineering Journal*. 2021;425:131514.

[27] Abdel Maksoud MIA, Sami NM, Hassan HS, Awed AS. Sorption characteristics of bismuth tungstate nanostructure for removal of some radionuclides from aqueous solutions. *Separation and Purification Technology*. 2021;277:119478.

- [28] Han S, Um W, Kim W-S. Development of bismuth-functionalized graphene oxide to remove radioactive iodine. *Dalton Transactions*. 2019;48:478-85.
- [29] Tesfay Reda A, Pan M, Zhang D, Xu X. Bismuth-based materials for iodine capture and storage: A review. *Journal of Environmental Chemical Engineering*. 2021;9:105279.
- [30] Gan L, Geng A, Song C, Xu L, Wang L, Fang X, et al. Simultaneous removal of rhodamine B and Cr(VI) from water using cellulose carbon nanofiber incorporated with bismuth oxybromide: The effect of cellulose pyrolysis temperature on photocatalytic performance. *Environmental Research*. 2020;185:109414.
- [31] Xu J, Yue J, Niu J, Chen M. Synergistic removal of Cr(VI) and dye contaminants by 0D/2D bismuth molybdate homojunction photocatalyst under visible light. *Applied Surface Science*. 2019;484:1080-8.
- [32] Najdanović SM, Petrović MM, Kostić MM, Mitrović JZ, Bojić DV, Antonijević MD, et al. Electrochemical synthesis and characterization of basic bismuth nitrate $[\text{Bi}_6\text{O}_5(\text{OH})_3](\text{NO}_3)_5 \cdot 2\text{H}_2\text{O}$: a potential highly efficient sorbent for textile reactive dye removal. *Research on Chemical Intermediates*. 2020;46:661-80.
- [33] Kazemi NM, Yaqoubi M. Synthesis of bismuth oxide: Removal of benzene from waters by bismuth oxide nanostructures. *Analytical Methods in Environmental Chemistry Journal*. 2019;2:5-14.
- [34] Gadhi TA, Mahar RB, Bonelli B. Chapter 12 - Actual mineralization versus partial degradation of wastewater contaminants. In: Bonelli B, Freyria FS, Rossetti I, Sethi R, editors. *Nanomaterials for the Detection and Removal of Wastewater Pollutants*: Elsevier; 2020. p. 331-50.
- [35] Hernández-Gordillo A, Bizarro M, Gadhi TA, Martínez A, Tagliaferro A, Rodil SE. Good practices for reporting the photocatalytic evaluation of a visible-light active semiconductor: Bi_2O_3 , a case study. *Catalysis Science & Technology*. 2019;9:1476-96. **
This work is the first of its kind. Author rigorously reported the influence of adsorption and degradation of several dyes promoted by Bismuth Oxide . In the field of photocatalyst, this research paper represent a the referece point for the validation of the activity of any photoactive materials.
- [36] Karen VG, Hernández-Gordillo A, Oros-Ruiz S, Rodil SE. Microparticles of $\alpha\text{-Bi}_2\text{O}_3$ Obtained from Bismuth Basic Nitrate $[\text{Bi}_6\text{O}_6(\text{OH})_2(\text{NO}_3)_4 \cdot 2\text{H}_2\text{O}]$ with Photocatalytic Properties. *Topics in Catalysis*. 2021;64:121-30.
- [37] Latif A, Memon AM, Gadhi TA, Bhurt IA, Channa N, Mahar RB, et al. Bi_2O_3 immobilized 3D structured clay filters for solar photocatalytic treatment of wastewater from batch to scaleup reactors. *Materials Chemistry and Physics*. 2022;276:125297. *
Authors definitively proved the reliability of filters containing BBMs. This study has let the foundation of technological implementation of industrial solutions based on the use of BBMs.
- [38] Zhu N, Li C, Bu L, Tang C, Wang S, Duan P, et al. Bismuth impregnated biochar for efficient estrone degradation: The synergistic effect between biochar and Bi/Bi $_2\text{O}_3$ for a high photocatalytic performance. *Journal of Hazardous Materials*. 2020;384:121258.
- [39] Sun S, Xiao W, You C, Zhou W, Garba ZN, Wang L, et al. Methods for preparing and enhancing photocatalytic activity of basic bismuth nitrate. *Journal of Cleaner Production*. 2021;294:126350.
- [40] Gadhi TA, Hernández S, Castellino M, Jagdale P, Husak T, Hernández-Gordillo A, et al. Insights on the role of $\beta\text{-Bi}_2\text{O}_3/\text{Bi}_5\text{O}_7\text{NO}_3$ heterostructures synthesized by a scalable solid-state method for the sunlight-driven photocatalytic degradation of dyes. *Catalysis Today*. 2019;321-322:135-45.**
This is the first example of BBMs containing heterostructures directly bonded together. Authors firstly proved the possibility to tune the band gap of the materlias simply tuning the temperarture used for the BBMs production.
- [41] Channa N, Gadhi TA, Mahar RB, Chiadò A, Bonelli B, Tagliaferro A. Combined photocatalytic degradation of pollutants and inactivation of waterborne pathogens using solar light active $\alpha/\beta\text{-Bi}_2\text{O}_3$. *Colloids and Surfaces A: Physicochemical and Engineering Aspects*. 2021;615:126214.

- [42] Tang X, Wang Z, Wu N, Liu S, Liu N. A novel visible-light-active β -Bi₂O₃/BiOBr heterojunction photocatalyst with remarkably enhanced photocatalytic activity. *Catalysis Communications*. 2019;119:119-23.
- [43] Arumugam M, Natarajan TS, Saelee T, Praserttham S, Ashokkumar M, Praserttham P. Recent developments on bismuth oxyhalides (BiOX; X = Cl, Br, I) based ternary nanocomposite photocatalysts for environmental applications. *Chemosphere*. 2021;282:131054.
- [44] Zhang L, Liu F, Xiao X, Zuo X, Nan J. Microwave synthesis of iodine-doped bismuth oxychloride microspheres for the visible light photocatalytic removal of toxic hydroxyl-contained intermediates of parabens: catalyst synthesis, characterization, and mechanism insight. *Environ Sci Pollut Res*. 2019;26:28871-83.
- [45] Rashid J, Karim S, Kumar R, Barakat MA, Akram B, Hussain N, et al. A facile synthesis of bismuth oxychloride-graphene oxide composite for visible light photocatalysis of aqueous diclofenac sodium. *Scientific Reports*. 2020;10:14191.
- [46] Onwumere J, Piątek J, Budnyak T, Chen J, Budnyk S, Karim Z, et al. CelluPhot: Hybrid Cellulose–Bismuth Oxybromide Membrane for Pollutant Removal. *ACS Applied Materials & Interfaces*. 2020;12:42891-901.
- [47] Li S, Wang Z, Xie X, Liang G, Cai X, Zhang X, et al. Fabrication of vessel-like biochar-based heterojunction photocatalyst Bi₂S₃/BiOBr/BC for diclofenac removal under visible LED light irradiation: Mechanistic investigation and intermediates analysis. *Journal of Hazardous Materials*. 2020;391:121407.
- [48] Yue J, Yuan M, Zhang X, Wen G, Ren G, Ge B, et al. Fabrication of novel superhydrophobic ZIF-8 modified directly Z-scheme bismuth oxyiodide/cadmium sulfide melamine sponge for efficient oil/water separation and visible-light photodegradation. *Colloids and Surfaces A: Physicochemical and Engineering Aspects*. 2020;601:124992.
- [49] Orimolade BO, Idris AO, Feleni U, Mamba B. Recent advances in degradation of pharmaceuticals using Bi₂WO₆ mediated photocatalysis – A comprehensive review. *Environmental Pollution*. 2021;289:117891.
- [50] Gul I, Sayed M, Shah NS, Rehman F, Khan JA, Gul S, et al. A novel route for catalytic activation of peroxymonosulfate by oxygen vacancies improved bismuth-doped titania for the removal of recalcitrant organic contaminant. *Environ Sci Pollut Res*. 2021;28:23368-85.