

Influence of the Process Parameters on the Densification and Microstructure of Ni-based Superalloys with Different Amount of Former Alloying Elements Processed by SLM

Original

Influence of the Process Parameters on the Densification and Microstructure of Ni-based Superalloys with Different Amount of Former Alloying Elements Processed by SLM / Marchese, G., Parizia, S., Sivo, A., Bassini, E., Calignano, F., Biamino, S., Ugues, D.. - ELETTRONICO. - (2020). (TMS 2020 Annual Meeting & Exhibition San Diego (CA) February 23-27, 2020) [10.5281/zenodo.4153367].

Availability:

This version is available at: 11583/2955474 since: 2022-02-16T09:24:29Z

Publisher:

Zenodo

Published

DOI:10.5281/zenodo.4153367

Terms of use:

This article is made available under terms and conditions as specified in the corresponding bibliographic description in the repository

Publisher copyright

(Article begins on next page)



Influence of the Process Parameters on the Densification and Microstructure of Ni-based Superalloys with Different Amount of γ' Former Alloying Elements Processed by SLM

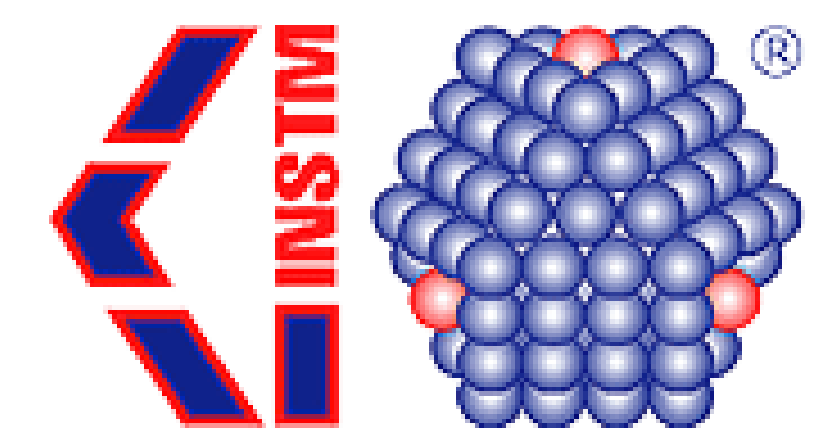


Giulio Marchese^{1,3}; Simone Parizia^{1,3}; Antonio Sivo^{1,3}; Emilio Bassini^{1,3}; Flaviana Calignano^{2,3}; Sara Biamino^{1,3}; Daniele Ugues^{1,3};

¹Department of Applied Science and Technology, Politecnico di Torino, Corso Duca degli Abruzzi 24, 10129 Torino, Italy;

²Department of Management and Production Engineering, Politecnico di Torino, Corso Duca degli Abruzzi 24, 10129 Torino, Italy;

³Consorzio Interuniversitario Nazionale per la Scienza e Tecnologia dei Materiali (INSTM), Via G. Giusti, 9, 50121 Firenze, Italy



Framework

Ni-based superalloys are characterized by high-temperature strength, oxidation and corrosion resistance making them excellent for several applications such as aerospace and chemical sectors. Additive manufacturing (AM) processes, in particular laser powder bed fusion, allow the fabrication of complex parts in a single step resulting attractive for Ni-based superalloys.

This work investigates the effect of different process parameters on the densification and microstructure of various Ni-based superalloys, Tab 1, characterized by increasing amounts of γ' former alloying elements, studying the balance between pores and cracks reduction and the resulting microstructure. The involved parameters are: laser power, scanning speed, hatching distance. The scanning strategy used is "stripes" as shown in Figure 1

Tab. 1 Studied Ni-based superalloys composition [1]

Alloy	Cr	Co	Mo	W	Ta	Nb	Al	Ti	C	Hf
CM247 LC	8	9.3	0.5	9.5	3.2		5.6	0.7	0.07	1.4
Renè 80	14	9	4	4			3	4.7	0.16	0.8
Inconel 939	22.4	19		2		1	1.9	3.7	0.15	

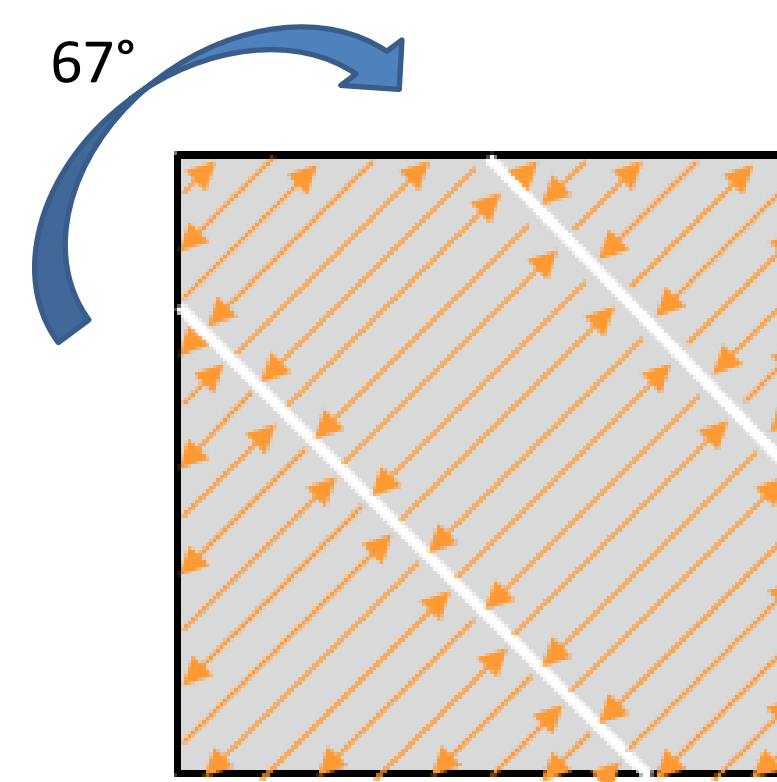


Fig. 1 Top view of the stripes scan strategy

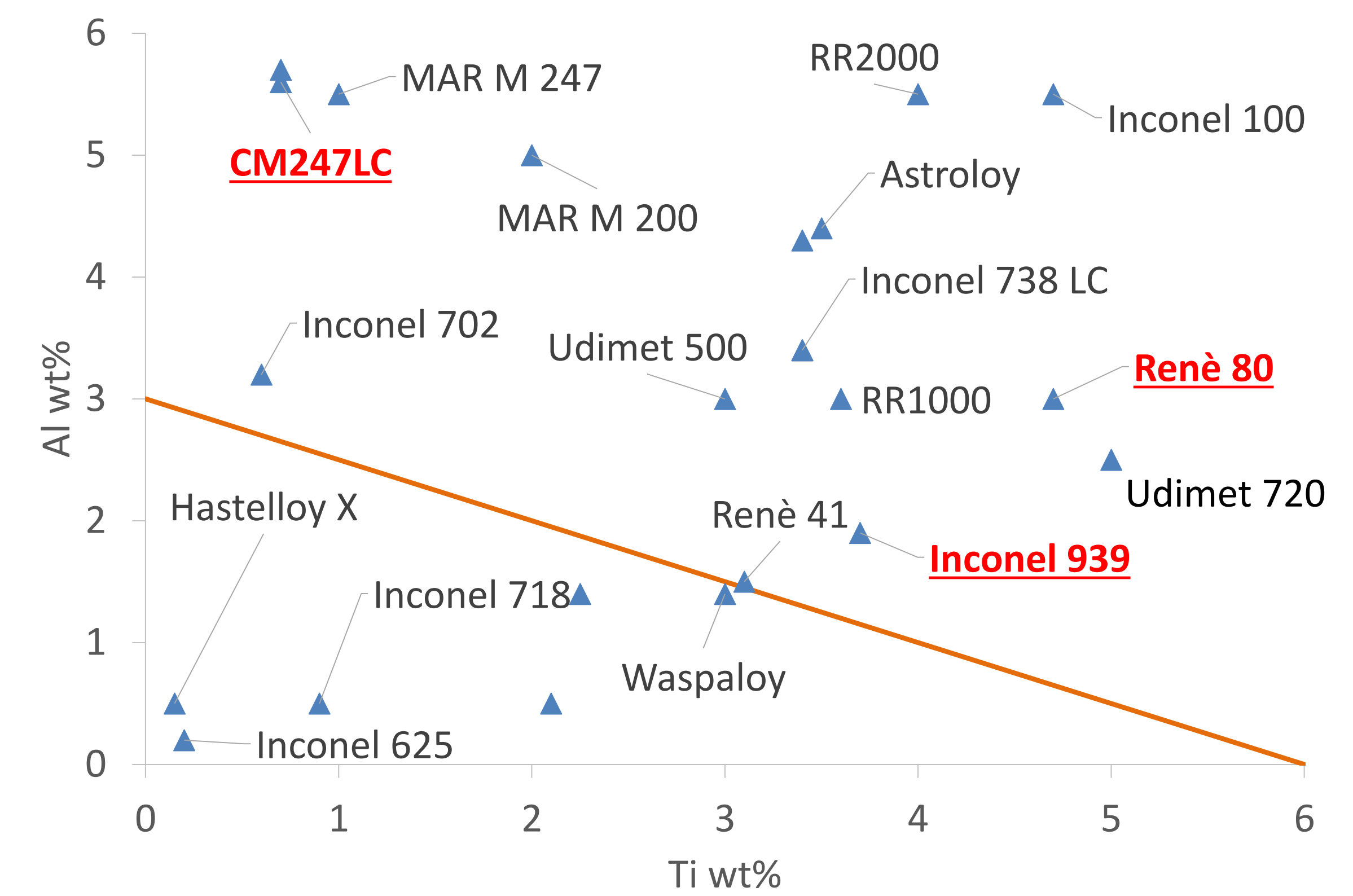


Figure 2. Theoretical weldability diagram according to PWHT cracking mechanism [2]

VED Vs Porosity

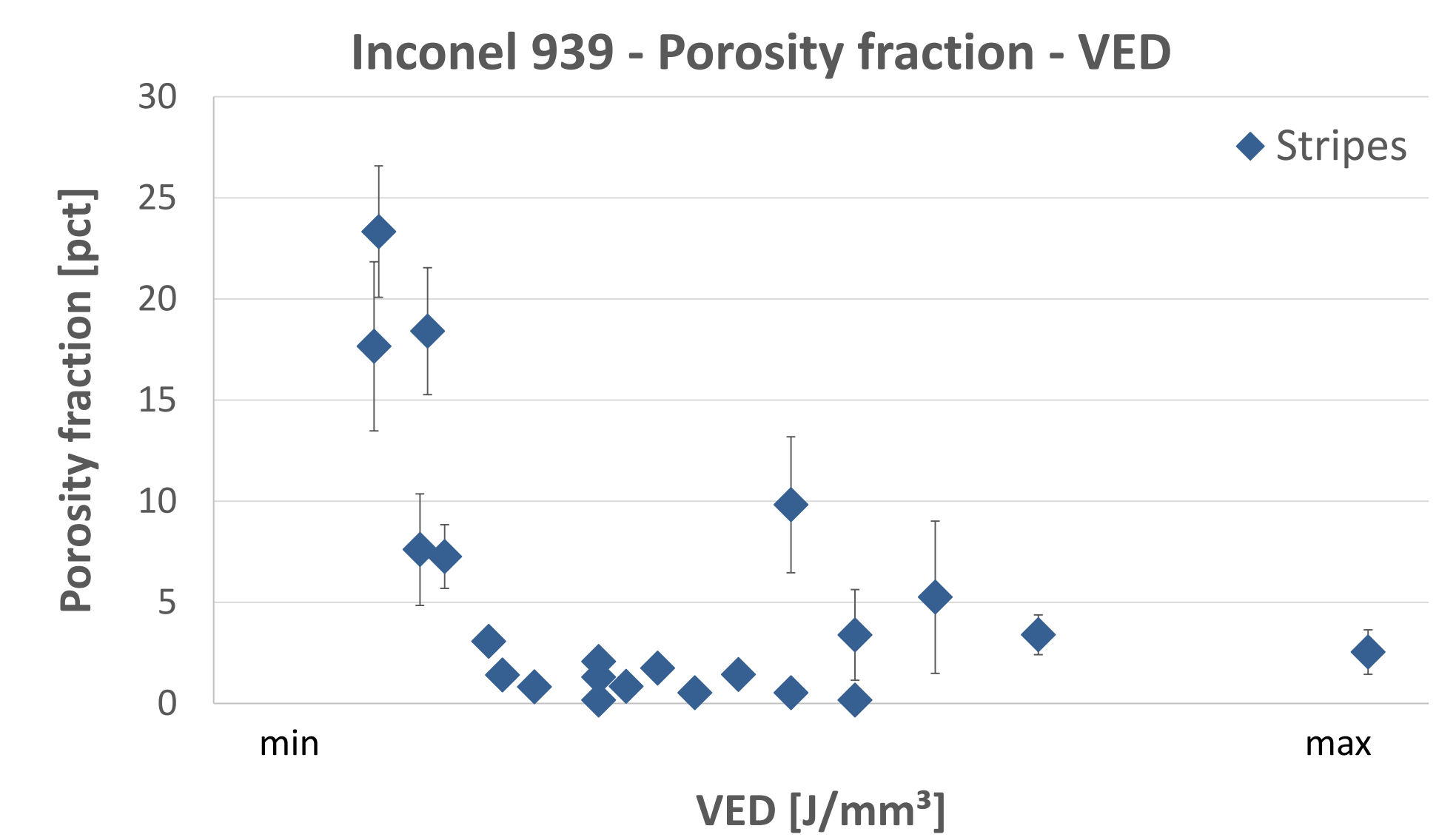
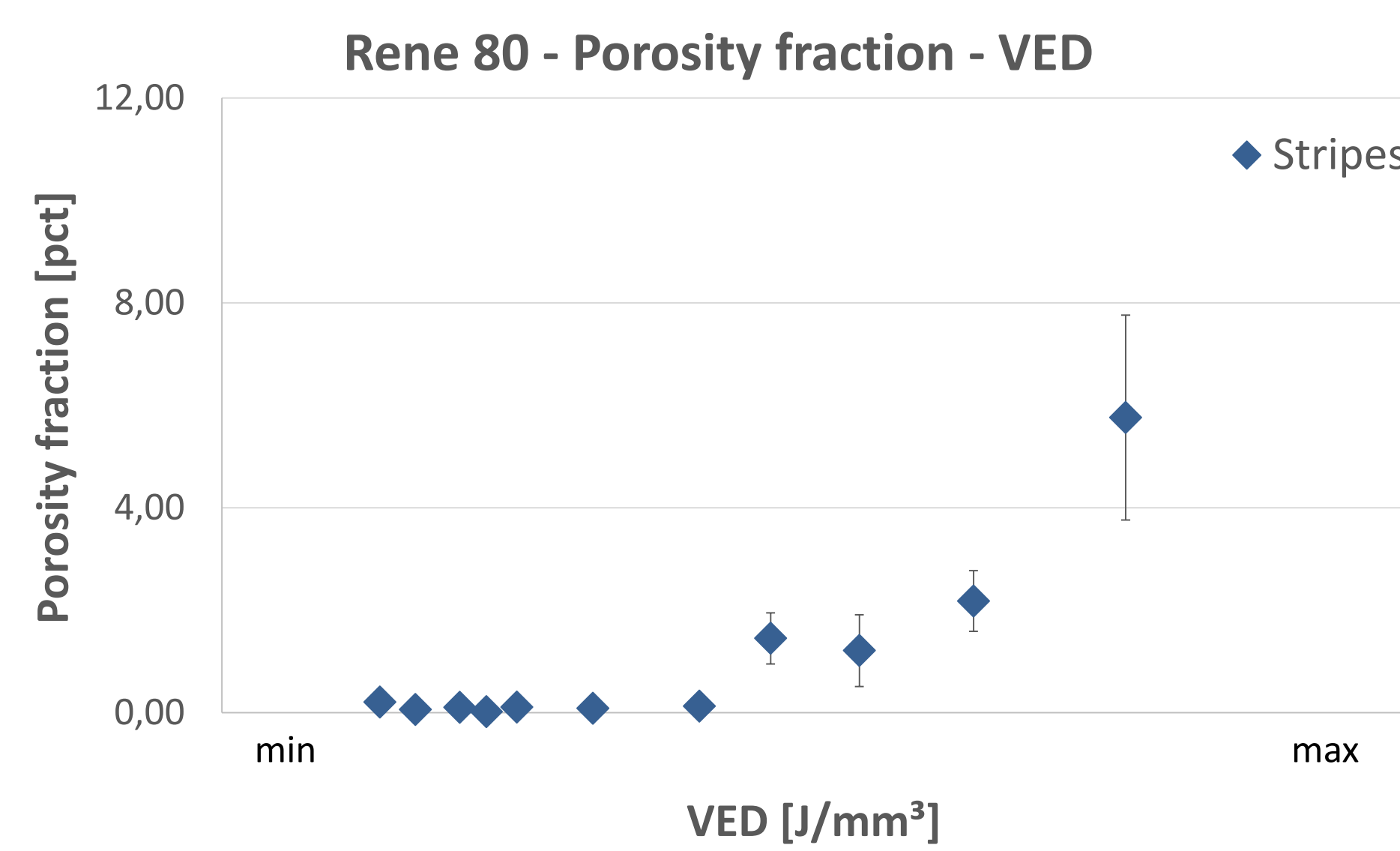
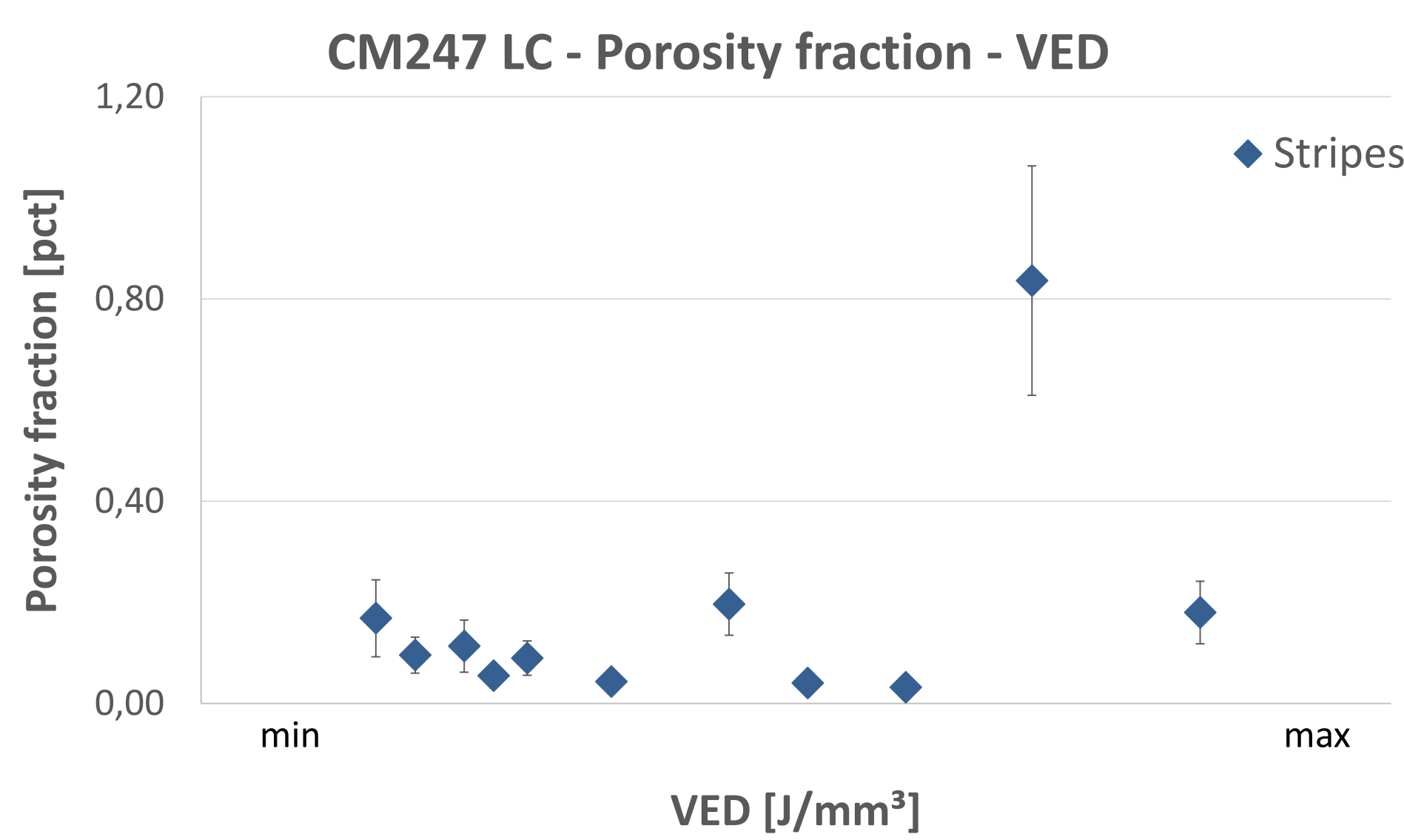


Figure 3. Show the effect of the VED on the pores fraction among the studied composition. From left to right, CM247LC, Rene80, Inconel 939

$$VED = \frac{P}{v \cdot hd \cdot t} \left[\frac{J}{mm^3} \right]$$

Parameters effect on crack density

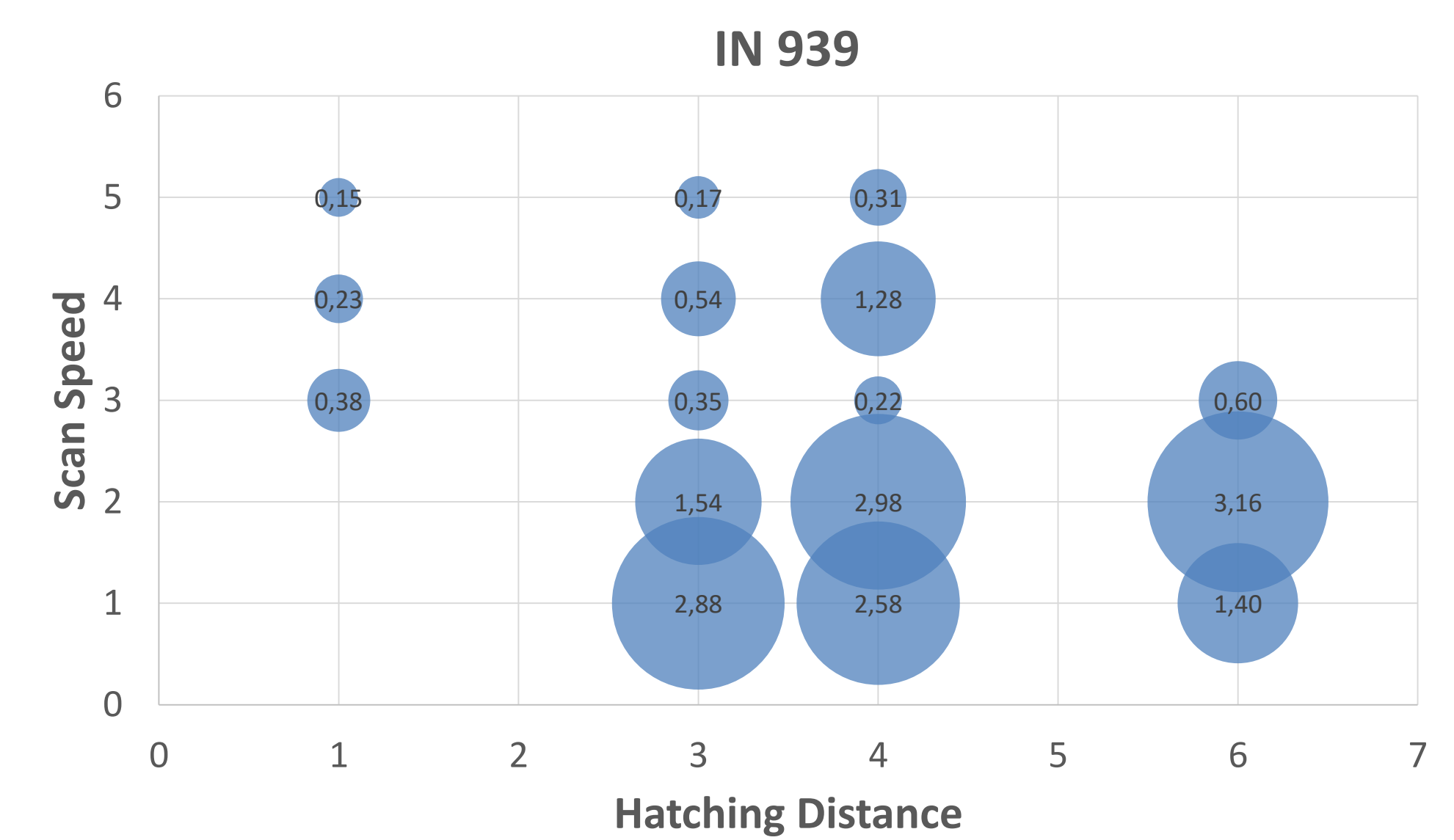
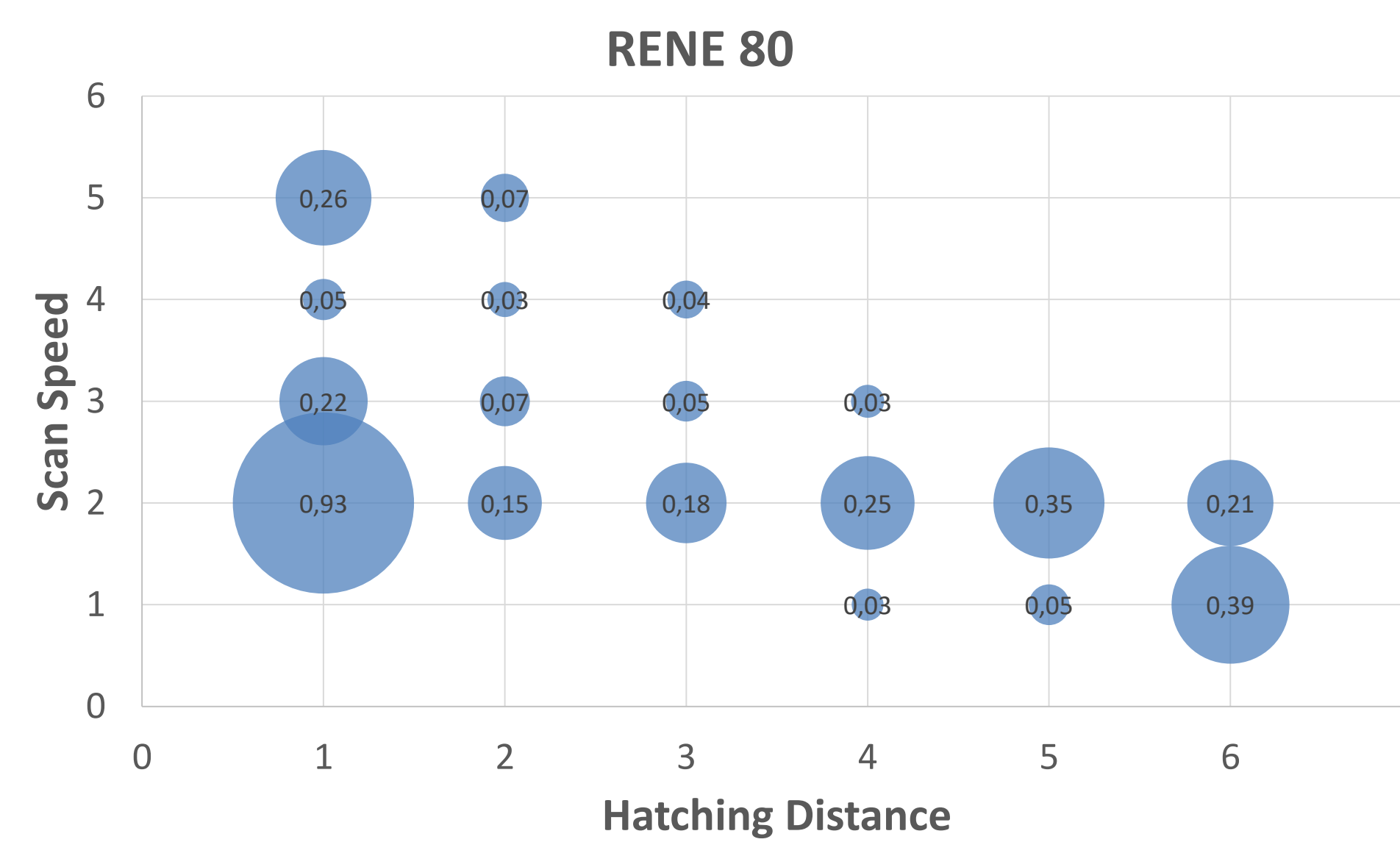
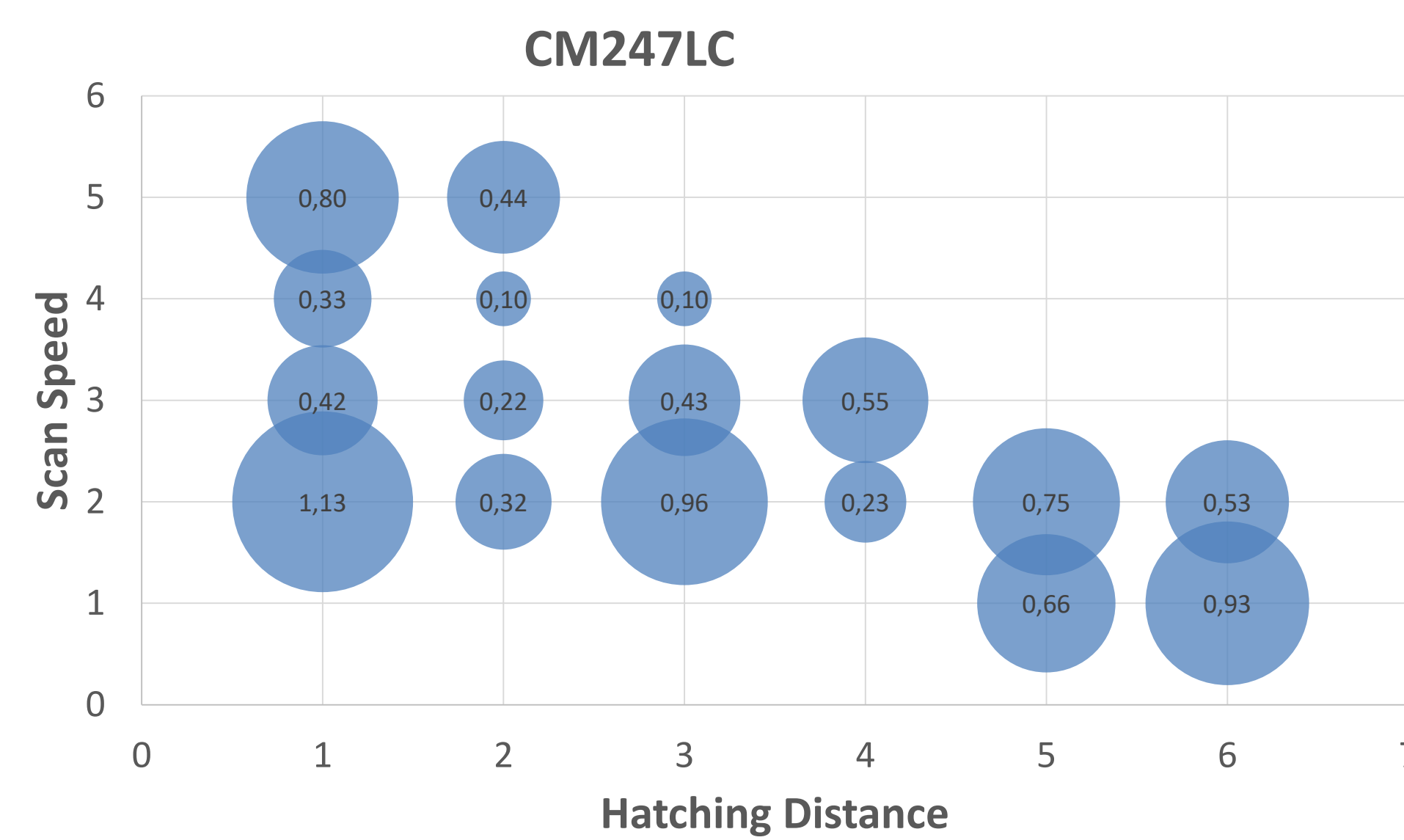


Figure 4. Effect of hatching distance and scans speed on the crack density, expressed in reduced values and keeping the power constant

Microstructure




Figure 5. Macrostructure obtained after mixed acid etching. Shows the columnar grains, vertically oriented, the melt pool and the thermal cracks parallel to the grains




Figure 6. SEM microstructure a lack of fusion void surrounded by the typical pattern of the cellular structure that develops inside the grains




Figure 7. SEM microstructure of a thermal crack grown on a grain boundary.

References

[1] "VACUUM ALLOYS Cannon Muskegon" [Online]. Available: <https://cannonmuskegon.com/products/vacuum-alloys/>. [Accessed: 18-Feb-2019].

[2] M. Moattaz Attallah, Jennings, «Additive manufacturing of Ni-based superalloys: the outstanding issues», MRS Bulletin, 2014 (41)

Acknowledgement

This work was partially done within NEWTEAM project. This project has received funding from the Clean Sky 2 Joint Undertaking under the European Union's Horizon 2020 research and innovation programme under grant agreement No 821274".

