

Future trends in laboratory methods to predict HVAC in service filter performance

Original

Future trends in laboratory methods to predict HVAC in service filter performance / Marval Díaz, J. A.; Medina, L.; Norata, E.; Tronville, P.. - ELETTRONICO. - Unico:(2019), pp. 941-950. (40th AIVC - 8th TightVent - 6th venticool Conference Ghent (Belgium) 15-16 October 2019).

Availability:

This version is available at: 11583/2821472 since: 2020-05-10T00:10:10Z

Publisher:

Air Infiltration and Ventilation Centre (AIVC) - International Network for Information on Ventilation and

Published

DOI:

Terms of use:

This article is made available under terms and conditions as specified in the corresponding bibliographic description in the repository

Publisher copyright

default_conf_editorial [DA NON USARE]

-

(Article begins on next page)



**Het Pand, Ghent, Belgium
15-16 October 2019**

**40th AIVC Conference
8th TightVent Conference
6th venticool Conference**

**From energy crisis to sustainable indoor
climate – 40 years of AIVC**

PROCEEDINGS

In cooperation with:



In the past 40 years, since the first oil crisis in the seventies, energy and climate goals have been shaping many countries' policy and legislative agendas. The building sector plays a crucial role in achieving these goals, considering the energy use attributed to buildings and its huge potential for improved energy performance.

Whereas in the past most of the focus was on reducing the energy consumption, it is now clear that better performing buildings must ensure an acceptable Indoor Environmental Quality (IEQ), by providing higher Indoor Air Quality (IAQ) and comfort levels for their occupants. Building ventilation entails both challenges and opportunities to achieve this goal.

In 2019 the AIVC completes its 40th year of existence and the conference organisers thought that it would be good to pay a particular interest to the evolution during these 40 years.

This is the context defining the core theme of the joint 40th AIVC, 8th TightVent and 6th venticool Conference as: **"From Energy crisis to sustainable indoor climate – 40 years of AIVC"**.

Within its 40th year of operation and annual Conference, the AIVC board decided to offer authors the opportunity for a peer review of their paper. The procedure was twofold including 2 separate calls for abstracts & papers depending on whether the authors were interested in the peer review of their papers or not.

The papers which have been peer reviewed are indicated in the table of contents.

Acknowledgments

The conference organisers gratefully acknowledge the support from:

AIVC with its member countries : Australia, Belgium, China, Denmark, France, Greece, Ireland, Italy, Japan, the Netherlands, New Zealand, Norway, Republic of Korea, Spain, Sweden, UK and USA.

Since 1980, the annual AIVC conferences have been the meeting point for presenting and discussing major developments and results regarding infiltration and ventilation in buildings. AIVC contributes to the programme development, selection of speakers and dissemination of the results. pdf files of the papers of older conferences can be found in AIRBASE. See www.aivc.org.



Ghent University

Ghent University was founded in 1817 and is a top 100 university and one of the major Belgian universities counting over 41,000 students and 9,000 employees. Located in Flanders, the Dutch-speaking part of Belgium and the cultural and economical heart of Europe, Ghent University is an active partner in national and international educational, scientific and industrial cooperation. Our 11 faculties offer a wide range of courses and conduct in-depth research within a wide range of scientific domains.



TightVent Europe

The TightVent Europe 'Building and Ductwork Airtightness Platform' was launched in January 2011.

It aims at facilitating exchanges and progress on building and ductwork airtightness issues, including the production and dissemination of policy oriented reference documents and the organization of conferences, workshops, webinars, etc.

TightVent Europe has been initiated by INIVE EEIG (International Network for Information on Ventilation and Energy Performance) with at present the financial and/or technical support of the following partners: Lindab, MEZ-TECHNIK, Retrotec, BlowerDoor GmbH, Eurima, Soudal, Gonal, SIGA, Buildings Performance Institute Europe and the Covenant of Mayors for Climate & Energy.



venticool

The international ventilative cooling platform, venticool (venticool.eu) was launched in October 2012 to accelerate the uptake of ventilative cooling by raising awareness, sharing experience and steering research and development efforts in the field of ventilative cooling. The platform supports better guidance for the appropriate implementation of ventilative cooling strategies as well as adequate credit for such strategies in building regulations. The platform philosophy is pull resources together and to avoid duplicating efforts to maximize the impact of existing and new initiatives. venticool collaborates with organizations with significant experience and/or well identified in the field of ventilation and thermal comfort like AIVC (www.aivc.org) and REHVA (www.rehva.eu). venticool has been initiated by INIVE EEIG (International Network for Information on Ventilation and Energy Performance) with the financial and/or technical support of the following partners: Agoria-NAVENTA, Velux, WindowMaster, CIBSE nvg, the Covenant of Mayors for Climate & Energy and REHVA.



INIVE EEIG (International Network for Information on Ventilation and Energy performance)

INIVE was founded in 2001. INIVE is a registered European Economic Interest Grouping (EEIG), whereby from a legal viewpoint its full members act together as a single organisation and bring together the best available knowledge from its member organisations. The present full members are all leading organisations in the building sector, with expertise in building technology, human sciences and dissemination/publishing of information. They also actively conduct research in this field - the development of new knowledge will always be important for INIVE members.

INIVE has multiple aims, including the collection and efficient storage of relevant information, providing guidance and identifying major trends, developing intelligent systems to provide the world of construction with useful knowledge in the area of energy efficiency, indoor climate and ventilation. Building energy-performance regulations are another major area of interest for the INIVE members, especially the implementation of the European Energy Performance of Buildings Directive.

With respect to the dissemination of information, INIVE EEIG aims for the widest possible distribution of information.

The following organisations are members of INIVE EEIG (www.inive.org):

[BBRI](#) - Belgian Building Research Institute - Belgium

[CETIAT](#) - Centre Technique des Industries Aérauliques et Thermiques - France

[CSTB](#) - Centre Scientifique et Technique du Bâtiment - France

[IBP](#) - Fraunhofer Institute for Building Physics - Germany

[SINTEF](#) - SINTEF Building and Infrastructure - Norway

[NKUA](#) - National & Kapodistrian University of Athens - Greece

[TNO](#) - TNO Built Environment and Geosciences, business unit Building and Construction - Netherlands

The following organisations are associated members.

[eERG](#) - End-use Efficiency Research Group, Politecnico di Milano, Italy



IEQ-GA (Indoor Environmental Quality – Global Alliance)

The Indoor Environmental Quality – Global Alliance (IEQ-GA) was started by six (6) member organizations in 2014 with the signing of a Memorandum of Understanding (MOU). The member organizations include: AIHA; AIVC; ASHRAE; AWMA; IAQA; REHVA. In 2018, IISHRAE joined as the seventh member organization. The mission of IEQ-GA is to provide a scientific and technical basis for an acceptable indoor environmental quality (thermal environment; indoor air quality; lighting; acoustic; etc.) to occupants in buildings and places of work around the world, and to make sure the knowledge from research on IEQ is implemented in practice by engineers and practitioners.

The objective of the IEQ-GA is to get the member organizations to think together, work together and speak with the same voice. Our emphasis is on communications, coordination, cooperation and collaboration between the member organizations on indoor environmental quality issues. The alliance is formed as an interdisciplinary, international working group of member organizations interested in indoor air quality, thermal comfort, lighting and acoustic science, technology, and applications to stimulate activities that will help in a significant way to improve the actual delivered indoor environmental quality in buildings.



REHVA (The Federation of European Heating, Ventilation and Air Conditioning associations)

REHVA, The Federation of European Heating, Ventilation and Air Conditioning associations founded in 1963, is an umbrella organization that represents over 120,000 HVAC designers, building services engineers, technicians and experts across 27 European Countries.

REHVA is dedicated to the improvement of the health, comfort and energy efficiency in all buildings and communities. The association provides its members with a strong platform for international professional networking, and knowledge exchange pursuing the vision of

improving health, comfort, safety and energy efficiency in all buildings and communities. It follows EU policy developments and represents the interests of its members in Europe and worldwide. This is achieved through the exchange of technical information, practical experience and research results by REHVA's working groups, seminars, publications and journal.



Event sponsors

The conference organizers are grateful to the following companies for their support to this event



Table of Contents

Facing the global overheating through mitigation and adaptation technologies - the role of ventilation <i>Mattheos Santamouris</i>	19
CurieuzeNeuzen: monitoring air quality together with 20.000 citizens <i>Sam De Craemer, Jordy Vercauteren, Frans Fierens, Wouter Lefebvre, Hans Hooyberghs, Filip Meysman</i>	20
Industry views on the future of ventilation <i>Yves Lambert</i>	23
Introduction: Why performance-based assessment methods? Overview of the needs and the possibilities <i>Gaëlle Guyot</i>	24
Performance-based assessment methods for ventilation systems: Overview of on-going work in France and in Europe <i>François Parsy, Gaëlle Guyot</i>	30
Performance-based Spanish regulations relating to indoor air quality <i>Pilar Linares, Sonia García</i>	33
Challenges and limitations of performance based approaches: the Belgian experience <i>Samuel Caillou, Sébastien Pecceu</i>	35
Demand controlled ventilation: Sensitivity and robustness of the performances <i>Xavier Faure</i>	38
Applicability of a simple and new airtightness measuring method and further comparisons with blower door measurements (<i>Peer reviewed paper</i>) <i>Timothy Lanooy, Niek-Jan Bink, Wim Kornaat, Wouter Borsboom</i>	40
Refined assessment and comparison of airtightness measurement of indoor chambers using the blower door and Pulse methods <i>Xiaofeng Zheng, Luke Smith, Adam Moring, Christopher J. Wood</i>	49
Evaluation of indoor pressure distributions in a detached house using the Pulse airtightness measurement technique <i>Yun-Sheng Hsu, Xiaofeng Zheng, Edward Cooper, Mark Gillott, Shin-Ku Lee, Christopher J. Wood</i>	60
Insights into the impact of wind on the Pulse airtightness test in a UK dwelling <i>Yun-Sheng Hsu, Xiaofeng Zheng, Dimitrios Kraniotis, Mark Gillott, Shin-Ku Lee, Christopher J. Wood</i>	70

Estimation of air leakage sizes in building envelope using high-frequency acoustic impulse response technique	80
<i>Benedikt Kölsch, Björn Schiricke, Jacob Estevam Schmiedt, Bernhard Hoffschmidt</i>	
Deviation of blower-door fans over years through the analysis of fan calibration certificates	90
<i>Valérie Leprince, Christophe Delmotte, Isabelle Caré</i>	
The AIVC of the 20th Century	104
<i>Martin Liddament</i>	
40 years of modeling airflows	114
<i>Iain Walker</i>	
The role of carbon dioxide in ventilation and IAQ evaluation: 40 years of AIVC	118
<i>Andrew Persily</i>	
HVAC and VOCs: interaction between building systems and indoor VOC concentrations	122
<i>Klaas De Jonge, Jelle Laverge</i>	
Alternative ducting options for balanced mechanical ventilation systems in multifamily housing	124
<i>Gabriel Rojas, Rainer Pfluger</i>	
Lessons learned from a ten-year monitoring in residential buildings equipped with humidity based demand controlled ventilation in France	127
<i>Gaëlle Guyot</i>	
Practical use of the Annex68 IAQ Dashboard	130
<i>Marc Abadie</i>	
Lessons learned from design and operation of ventilation systems in low-energy dwellings in the UK	133
<i>Esfand Burman</i>	
Moisture in indoor air: findings of 40 years	136
<i>Paula Wahlgren</i>	
Issues on humidity environment and health problem	138
<i>Hiroshi Yoshino, Kenichi Hasegawa</i>	
Fungal growth on timber frame houses	148
<i>Michiel Vanpachtenbeke, Liselotte De Ligne, Jan Van den Bulcke, Jelle Langmans, Joris Van Acker, Staf Roles</i>	

Big humidity data from smart ventilation systems	150
<i>Loes Lokere, Arnold Janssens, Steven Vandekerckhove, Ivan Pollet, Marc Delghust, Klaas De Jonge, Jelle Laverge</i>	
ByggaF - a method to include moisture safety in the construction process	152
<i>Kristina Mjörnell, Thorbjörn Gustavsson</i>	
Analysis of the effects of ventilation method on indoor humidity distribution and condensation by CFD method	160
<i>Fangyuan Zhang, Yuji Ryu</i>	
Performance of an advanced heat recovery ventilation system in the Canadian arctic (Peer reviewed paper)	168
<i>Justin Berquist, Carsen Banister, Dennis Kryz</i>	
Long-term performance and resiliency testing of a dual core energy recovery ventilation system for the Arctic	179
<i>Boualem Ouazia, Chantal Arsenault, Yunyi Li, Michael Brown, Gerald Kolsteren, Christopher Chisholm</i>	
Experimental investigation of frost formation on air to air counter flow heat exchanger in air handling unit and climatic influence on dry, wet, frost operation condition	189
<i>Michal Pomianowski, Rasmus Lund Jensen, Dzhanan Osman Metin, Nils Kristian Kure Rasmussen, Diana State</i>	
Efficiency of heat recovery ventilation in real conditions: feedback from several measurement campaigns	198
<i>Sébastien Pecceu, Samuel Caillou</i>	
Impact of ductwork leakage on the fan energy use and sound production of central mechanical ventilation units in houses	211
<i>Valérie Leprince, Marcus Lightfoot, Jelmer de Jong</i>	
The contribution of a solar air heater collector to the cooling load in a Building (Peer reviewed paper)	220
<i>Pavlos Toumpoulidis, Argiro Dimoudi, Panos Kosmopoulos, Stamatis Zoras</i>	
Evolution of ventilation strategies in air-conditioned buildings in Singapore - IAQ and energy perspectives	231
<i>Chandra Sekhar</i>	
Dynamic performance of displacement ventilation in a lecture hall (Peer reviewed paper)	234
<i>Natalia Lastovets, Kai Sirén, Risto Kosonen, Juha Jokisalo, Simo Kilpeläinen</i>	

Numerical modelling of large air-conditioned space: comparison of two ventilation systems	245
<i>Ali Alzaid, Maria Kolokotroni, Hazim Awbi</i>	
Proposal of optimal control method in order to reduce mutual interference of air conditioning indoor units	255
<i>Yuga Urata, Yasuyuki Shiraishi</i>	
Minimising the influence of the stack effect and wind on the operation of mechanical exhaust ventilation systems	263
<i>Romy Van Gaever, Samuel Caillou, Sébastien Pecceu</i>	
Multi-objective optimization of energy saving and thermal comfort in thermo active building system based on model predictive control	272
<i>Ogawa Yohei, Shiraishi Yasuyuki</i>	
Two case studies on ventilation for indoor radon control	280
<i>Justin Berquist, Liang Grace Zhou, Jeffrey Whyte, Yunyi Ethan Li, Mark Vuotari, Gang Nong</i>	
Influence of ventilation on radon concentration in a study case in Spain	290
<i>Pilar Linares-Alemparte, Sonia García-Ortega</i>	
Energy and indoor air quality analysis of mixed air and displacement ventilation systems	297
<i>Walid Chakroun, Sorour Alotaibi, Kamel Ghali, Nesreen Ghaddar</i>	
Investigation of the combined effect of indoor air stability and displacement ventilation on pollutant transport in human breathing microenvironment	305
<i>Xiaorui Deng, Guangcai Gong</i>	
Indoor environment and adverse health symptoms among children under home damp conditions	314
<i>Kenichi Hasegawa, Naoki Kagi, Nobuhiro Kanazawa, Jun Sakaguchi, Naohide Shinohara, Yasuyuki Shiraishi, Teruaki Mitamura, Jun Fukushima</i>	
Relationship between indoor allergen and occupants' allergic symptoms before and after moving in the house with the countermeasure against allergy	322
<i>Teruaki Mitamura, Kunio Dobashi, Hiroki Harasawa</i>	
Learning performance in odor environment with aroma oils: influence of odor of essential oils on learning performance in classroom	328
<i>Aya Eto, Narae Choi, Toshio Yamanaka, Akihisa Takemura, Tomohiro Kobayashi</i>	

A large-scale longitudinal indoor air quality study: is low-cost sensor deployment a viable approach?	338
<i>James A. McGrath, Alison Connolly, Miriam A. Byrne</i>	
An argument for a reality check in the ventilation industry: We still have an energy crisis, in practice, and are not generally, in practice, achieving better indoor climate	347
<i>Sergio George Fox</i>	
Status of air filter energy performance and product characteristics	358
<i>Kiyan Vadoudi, Gregory Kelijian</i>	
Influence of building envelope's solar reflectivity, wind speed and building coverage ratio on urban heat environment	365
<i>Haruto Kitakaze, Jihui Yuan, Toshio Yamanaka, Tomohiro Kobayashi</i>	
The influence of external environment characteristics on the heating and cooling load of super-tall residential building	375
<i>Hyoeng-Tae Kim, Hee-Gang Kim, Chang-Ho Jeong, Myoung-Souk Yeo</i>	
Improvement method of thermal environmental near windows during heating period-thermal and air flow characteristics of two-dimensional jet from breeze line diffuser in free field	382
<i>Shaoyu Sheng, Toshio Yamanaka, Tomohiro Kobayashi, Jihui Yuan, Masahiro Katou, Saori Yumino</i>	
Airtightness and energy impact of air infiltration in residential buildings in Spain (Peer reviewed paper)	394
<i>Irene Poza-Casado, Alberto Meiss, Miguel Ángel Padilla-Marcos, Jesús Feijó-Muñoz</i>	
Exist'air: airtightness measurement campaign and ventilation evaluation in 117 pre-2005 French dwellings	402
<i>Sylvain Berthault, Lucille Labat, Cédric Delahais, Elodie Héberlé, Sabrina Talon</i>	
New findings on measurements of very airtight buildings and apartments	412
<i>Stefanie Rolfsmeier</i>	
Comparison between infiltration rate predictions using the divide-by-20 rule of thumb and real measurements	420
<i>Alan Vega Pasos, Xiaofeng Zheng, Mark Gillott, Christopher J. Wood</i>	
On the experimental validation of the infiltration model DOMVENT3D	430
<i>Alan Vega Pasos, Xiaofeng Zheng, Benjamin Jones, Mark Gillott, Christopher J. Wood</i>	

How accurate is our leakage extrapolation? Modeling building leakage using the Darcy-Weisbach equation	440
<i>Steven Rogers</i>	
Vertical distribution of temperature and contaminant concentration in a room with impinging jet ventilation system	453
<i>Mako Matsuzaki, Tomohiro Kobayashi, Toshio Yamanaka, Narae Choi, Haruna Yamasawa</i>	
Analysis of convective heat transfer coefficient correlations for ventilative cooling based on reduced-scale measurements	463
<i>Katarina Kosutova, Christina Vanderwel, Twan van Hooff, Bert Blocken, Jan Hensen</i>	
Overheating reduction in a house with balanced ventilation and postcooling	471
<i>Bart Cremers</i>	
Modelling thermal comfort and energy consumption of a typical mixed-cooling apartment in Guilin, China	476
<i>Jie Han, Wenheng Zheng, Guoqiang Zhang</i>	
Comfort at hospital reception desks	483
<i>R. M. J. Bokel, P. J. W. van den Engel, A. M. Eijkelenboom, M. A. Ortiz Sanchez</i>	
Prediction of the influence of solar radiation on adaptive thermal comfort using CFD simulation	493
<i>Juti Hu, Ge Song, Guoqiang Zhang</i>	
Developing a new passive tracer gas test for air change rate measurement (Peer reviewed paper)	507
<i>Sarah L. Paralovo, Maarten Spruyt, Joris Lauwers, Borislav Lazarov, Marianne Stranger, Jelle Laverge</i>	
Measuring the ventilation rate in occupied buildings and adapting the CO₂ tracer gas technique	517
<i>Jessica Few, Clifford Elwell</i>	
Airtightness and non-uniformity of ventilation rates in a naturally ventilated building with trickle vents	527
<i>Jessica Few, David Allinson, Clifford Elwell</i>	
Effects of outdoor environment on air exchange rate	537
<i>Maria Marrero, Manuel Gameiro da Silva, Leslie Norford</i>	
Successive indoor air pressure calculation method for natural ventilation rate prediction	545
<i>Haruna Yamasawa, Toshio Yamanaka, Tomohiro Kobayashi, Jihui Yuan</i>	

Using CFD simulation to improve estimation of wind pressure coefficient for naturally-ventilated buildings in tropical climate <i>Matthieu Zubialde-Elzaurdia, Franck Lucas, Alain Bastide</i>	555
Experimental study of the combination of a positive input ventilation and active air vents on the air change rates of a house (Peer reviewed paper) <i>Antoine Leconte, Clément Lafféter, Thomas Fritsch, Nicolas Giordano, Julien Escaich, Ophélie Ouvrier Bonnaz</i>	564
An investigation of ventilation control strategies for louver windows in different climate zones (Peer reviewed paper) <i>Leonie Scheuring, Bernhard Weller</i>	574
Cooling performance of air-conditioning system with ceiling suspended packaged air conditioning unit over divided-type membrane ceilings in large classroom <i>Shogo Ito, Toshio Yamanaka, Tomohiro Kobayashi, Jihui Yuan, Narae Choi</i>	585
Modelling of supply air jet from diffusers of four-way packaged air-conditioner for CFD analysis on unsteady airflow in room <i>Norikazu Yasuda, Toshio Yamanaka, Tomohiro Kobayashi, Jihui Yuan, Choi Narae</i>	595
Multi-objective design of single room ventilation units with heat and water recovery (Peer reviewed paper) <i>Antoine Parthoens, Luc Prieels, Jean-Jacques Embrechts, Yves Detandt, Sébastien Pecceu, Samuel Gendebien, Vincent Lemort</i>	605
Review of building services solution fitted for a low emission building stock in urban areas <i>Matthias Haase, Øystein Rønneseth, Kari Thunshelle, Laurent Georges, Sverre Holøs, Judith Thomsen</i>	615
Comparative life-cycle assessment of constant air volume, variable air volume and active climate beam systems for a Swedish office building <i>Nadeen Hassan, Saqib Javed</i>	627
Enhancing thermal comfort and indoor air quality in Australian school classrooms <i>Shamila Haddad, Afroditi Synnefa, Miguel Ángel Padilla Marcos, Riccardo Paolini, Deo Prasad, Mattheos Santamouris</i>	637
Indoor air and environmental quality in social housing dwellings in Australia <i>Shamila Haddad, Afroditi Synnefa, Riccardo Paolini, Mattheos Santamouris</i>	645

Radiant heating and cooling systems combined with displacement ventilation in schools; strategies to improve IAQ <i>Michel Tardif, Sébastien Brideau</i>	653
The evaluation of real-time indoor environment parameters measured in 297 Chilean dwellings (Peer reviewed paper) <i>Constanza Molina, Amy Jackson, Benjamin Jones</i>	662
Ventilation and measured IAQ in new US homes (Peer reviewed paper) <i>Iain Walker, Brett Singer, Rengie Chan</i>	672
Overview of model based control strategies for ventilation systems <i>Bart Merema, Maarten Sourbron, Hilde Breesch</i>	679
Predictive control for an all-air ventilation system in an educational nZEB building <i>Bart Merema, Dirk Saelens, Hilde Breesch</i>	683
Model based design of intelligent ventilation concepts <i>Koen Maertens</i>	693
A case study on residential mixed-mode ventilation using the ventilation controls virtual test bed <i>Bert Belmans, Dorien Aerts, Stijn Verbeke, Amaryllis Audenaert, Filip Descamps</i>	694
Influence of the external pressure tap position on the airtightness test result <i>Jiří Novák</i>	704
Airtightness of buildings - considerations regarding place and nature of pressure taps <i>Christophe Delmotte</i>	706
Quantification of uncertainty in zero-flow pressure approximation (Peer reviewed paper) <i>Martin Prignon, Arnaud Dawans, Geoffrey van Moeseke</i>	713
Designing a model-scale experiment to evaluate the impact of steady wind on building air leakage measurements <i>Adeline Bailly Mélois, Anh Dung Tran, Mohamed El Mankibi, François Rémi Carrié, Bassam Moujalled, Gaëlle Guyot</i>	723
CFD modelling of fan pressurization method in buildings - The impact of dynamic wind on airtightness tests <i>Dimitrios Kraniotis, Arnab Chaudhuri</i>	729
Using co-simulation between EnergyPlus and CONTAM to develop IAQ and energy-centric demand-controlled ventilation systems <i>Maria Justo Alonso, W. Stuart Dols, Hans Martin Mathisen</i>	730

Performances of a demand-controlled mechanical supply ventilation system under real conditions: indoor air quality and power distribution for thermal comfort	741
<i>Clement Laffeter, Xavier Faure, Michele Potard, Claude Bardoul, Julien Escaich, Ophelie Ouvrier Bonnaz, Etienne Wurtz</i>	
Large-scale performance analysis of a smart residential MEV system based on cloud data	751
<i>Bavo De Maré, Stijn Germonpré, Jelle Laverge, Frederik Losfeld, Ivan Pollet, Steven Vandekerckhove</i>	
Individualised dynamic model-based monitoring of occupant's thermal comfort for adaptive HVAC controlling	766
<i>Ali Youssef, Nicolás Caballero, Jean-Marie Aerts</i>	
Assessment of long-term and mid-term building airtightness durability: field study of 61 French low energy single-family dwellings	776
<i>Bassam Moujalled, Sylvain Berthault, Andrés Litvak, Valérie Leprince, Gilles Frances</i>	
Assessment of the durability of airtightness products in laboratory controlled conditions: development and presentation of the experimental protocol	788
<i>Andrés Litvak, Fabien Allègre, Bassam Moujalled, Valérie Leprince</i>	
Moisture impact on dimensional changes and air leakage in wooden buildings	801
<i>Paula Wahlgren, Fredrik Domhagen</i>	
Association between indoor air quality and sleep quality	811
<i>Chenxi Liao, Marc Delghust, Jelle Laverge</i>	
Measurements of sleep quality with low-cost sleep monitors: Effect of bedroom air quality and sleep quality	821
<i>Pawel Wargocki</i>	
CO₂-concentration of the surrounding air of sleeping infants inside a crib (Peer Reviewed Paper)	822
<i>Gert-Jan Braun, Wim Zeiler</i>	
Quality framework for residential ventilation systems in Flemish region in Belgium - feedback after three years' experience	832
<i>Maarten De Strycker, Liesje Van Gelder, Martyna Andrzejewicz, Valérie Leprince</i>	
Commission and performance contracting of ventilation systems in practice. Determination, analyses and consequences for practitioners and contractors	843
<i>Wouter Borsboom, Wim Kornaat, Pieter van Beek, Niek-Jan Bink, Timothy Lanooy</i>	

Test of new analysis methodologies to assess dynamic airflow rate with the tracer gas decay method	852
<i>Gabriel Remion, Bassam Moujalled, Mohamed El Mankibi</i>	
Reliability of ductwork airtightness measurement: impact of pressure drop and leakage repartition on the test result	860
<i>Sylvain Berthault, Valérie Leprince</i>	
Techniques to estimate commercial building infiltration rates	874
<i>Andrew Persily, Lisa Ng, W. Stuart Dols, Steven Emmerich</i>	
Wind pressure coefficient and wind velocity around buildings in high density block of metropolis for natural ventilation design	883
<i>Toshio Yamanaka, Eunsu Lim, Tomohiro Kobayashi, Toshihiko Sajima, Kanji Fukuyama</i>	
Alternative solution proposal to improve the air change in light shafts based on flaps	893
<i>Ángel Padilla-Marcos Miguel, Alberto Meiss, Raquel Gil-Valverde, Irene Poza-Casado, Jesús Feijó-Muñoz</i>	
Probabilistic modelling of wind induced air exchange in buildings	903
<i>Krystyna Pietrzyk</i>	
Impact of an occupancy and activity based window use model on the prediction of the residential energy use and thermal comfort	912
<i>Silke Verbruggen, Marc Delghust, Jelle Laverge, Arnold Janssens</i>	
Ambient air filter efficiency in airtight, highly energy efficient dwellings - A simulation study to evaluate benefits and associated energy costs	920
<i>Gabriel Rojas</i>	
Out2In: impact of filtration and air purification on the penetration of outdoor air pollutants into the indoor environment by ventilation	932
<i>Joris Van Herreweghe, Samuel Caillou, Tom Haerinck, Johan Van Dessel</i>	
Future trends in laboratory methods to predict HVAC in service filter performance	941
<i>Jesús Marval, Luis Medina, Emanuele Norata, Paolo Tronville</i>	
A study of the influence of the position of a chimney terminal on the vertical walls of a building on the air quality of the ventilation air supply	951
<i>Xavier Kuborn, Sébastien Pecceu</i>	
When the EPR hits the fan, or...the killing of the fan energy	962
<i>Ad van der Aa, Per Heiselberg, Willem de Gids</i>	

Existing standards for testing gas phase air cleaners <i>Paolo Tronville</i>	973
Methods to evaluate gas phase air-cleaning technologies <i>Pawel Wargocki</i>	974
Development of subjective evaluation tool of work environment for office workers' work performance and health promotion <i>Yuko Abe, Yasuyuki Shiraishi, Toshiharu Ikaga, Yoshihisa Fujino</i>	975
Evaluation potential of indoor environments' ecological valency <i>(Peer reviewed paper)</i> <i>Ardeshir Mahdavi, Helene Teufl, Christiane Berger</i>	985
Residential application of an indoor carbon dioxide metric <i>Andrew Persily, Brian J. Polidoro</i>	995
Trade-offs between ventilation rates and formaldehyde concentrations in new-build dwellings in the UK <i>Esfand Burman, Samuel Stamp</i>	1008
Modeling dynamic behavior of volatile organic compounds in a zero energy building <i>(Peer reviewed paper)</i> <i>Klaas De Jonge, Jelle Laverge</i>	1019
Indoor air quality in nearly zero energy buildings, reduction of exposure <i>Piet Jacobs, Wouter Borsboom, Willem de Gids</i>	1029
Better implementation of ventilative cooling (cooling of buildings using outside air as main source) in national building standards, legislation and compliance tools <i>Christoffer Plesner, Jannick K. Roth, Per Heiselberg</i>	1038
Ventilative cooling - time for large scale implementation? <i>Per Heiselberg</i>	1041

Future trends in laboratory methods to predict HVAC in service filter performance

Jesús Marval¹, Luis Medina¹, Emanuele Norata¹ and Paolo Tronville^{*1}

¹Politecnico di Torino
Corso Duca Degli Abruzzi 24
10129 Turin, Italy

*Corresponding author: paolo.tronville@polito.it

ABSTRACT

Air filters installed in ventilation systems face various types of aerosols during their service life, both in residential and in commercial buildings. Their particle size is the most important characteristic and ranges from a few nanometers to a few micrometers. Different physicochemical properties, such as phase state, hygroscopicity, and morphology are also important to determine the impact of particulate matter on the behavior of air filters during their service life. Therefore, the performance of air filters installed in a Heating, Ventilation and Air-Conditioning (HVAC) system is strongly dependent on the properties of the particles captured during their service life and not only on the characteristics of the materials and technologies used to manufacture the air cleaning equipment.

Current laboratory test methods for evaluating HVAC filter performance include the determination of their fractional particle removal efficiency on a limited size range, typically between 300 nm and 10000 nm. Such information is useful and meaningful for clean filters. However, air filters performance (i.e. airflow resistance and removal efficiency) changes during their service life because of particle loading. For this reason, air filters are artificially clogged in laboratory with the intent to compare one product to another and to predict their behavior while they age in HVAC systems. Current standardized air filter loading procedures use synthetic dusts with particle size distributions very different from typical urban atmospheric aerosols. Consequently, the results obtained in this way differ from the air filter performance measured in real HVAC installations and the designers cannot use them to predict quantitatively the in-situ air filter performance. Standards writers are aware of the problem and this limitation is stated explicitly in EN ISO 16890 and ANSI/ASHRAE 52.2 standards. However, there is a need to perform the test in a short time. Moreover, the filtration industry consolidated this approach during the past decades and a lot of data is available with those dusts.

To improve the prediction of the size-resolved efficiency and the loading kinetics of HVAC filters we need improved test methodologies. ASHRAE is promoting the development of a new method to age air filters as part of ASHRAE Guideline Project 35 “Method for Determining the Energy Consumption Caused by Air- Cleaning and Filtration Devices”. Research teams in USA and Italy are attempting to improve the loading procedure to age HVAC filters using aerosols with more realistic particle size distributions. If successful, the new ageing procedure could provide a reliable prediction tool for evaluating the airflow resistance during the filter service life. In this way, we could optimize the performance of air cleaning equipment in realistic conditions.

In this paper, we summarize current laboratory ageing procedures. We compare the airflow resistance trend in an HVAC system monitored for more than one year, with the results from an ISO 16890 laboratory test on the same air filter. We discuss the difference between the mass increase values causing the same airflow resistance increase.

To reduce the difference between actual data and laboratory simulation results, we present an emerging technique with a preliminary evaluation of a new thermal flame generator for challenging HVAC filters with sub-micron potassium chloride aerosol at high mass concentrations. The thermal aerosol generator is able to reproduce the sub-micron urban atmospheric aerosol mass size distribution and it is a promising technique to solve some of the problems stated above.

KEYWORDS

Air filter test, urban aerosol size distribution, synthetic dust, nanoaerosol, air filter ageing.

1 INTRODUCTION

To assess properly the performance of air filters for general ventilation we need to evaluate their service life together with their initial airflow resistance and capability to capture particles. In fact, the behavior during their service life influences the required replacement interval and their average airflow resistance during operation. Both the duration of service and the particle removal performance of air filters installed in Heating, Ventilation and Air-Conditioning (HVAC) systems depend not only on the characteristics of the materials and technologies used to manufacture them, but also on the properties of the challenging aerosols. These properties include particle size, phase state, hygroscopicity, and morphology. An especially relevant property is the particle size distribution (PSD) of the challenging aerosol, which determines the loading kinetics of air filter media and the full-scale filter ageing process.

Current methods to evaluate the test dust capacity (also known as dust holding capacity) of an air filter provide a way to assess the performance in terms of duration in an abbreviated and cost-effective manner, by using synthetic dusts to simulate filter ageing. The characteristics of those dusts respond to the need for short-duration (hours) laboratory tests to simulate the behavior of an air filter over a much longer period (months). In addition to that, the test dusts must be relatively inexpensive and easily reproducible, so that different laboratories around the globe can use them and expect the same PSD of the test dust.

The new ISO 16890 standard series accomplishes such requirements by using a purely silica-based dust, with the intent of improving the repeatability and reproducibility of the measurements, compared to the carbon and vegetal fibers-based dusts used in ANSI/ASHRAE 52.2 standard. However, the PSD of the synthetic dusts is dramatically different from the PSD of the urban atmospheres challenging the filters during their operation. This is one of the reasons why we cannot use the results obtained ageing the filters with those synthetic dusts to predict quantitatively the in-situ air filter performance. EN ISO 16890 and ANSI/ASHRAE 52.2 standards state this limitation explicitly.

Most HVAC systems are in urban areas where approximately 80% of the population of the developed regions live and work (United Nations, Department of Economic and Social Affairs, Population Division, 2018). Filters cleaning the air in those HVAC systems are especially important when outdoor air is highly polluted. The PSD of particulate matter in polluted urban areas contains large amounts of nanoparticles generated by human activities. We should consider this as a key aspect when trying to reproduce in the laboratory the behavior of air filters cleaning outdoor polluted air.

2 URBAN ATMOSPHERIC AEROSOLS VS SYNTHETIC DUSTS

Urban aerosols are mixtures of primary particulate emissions from industries, transportation, power generation, and natural sources; and secondary material generated by gas-to-particle conversion mechanisms. If we consider the number PSD for this kind of aerosols the major fraction is represented by particles smaller than 0.1 μm , while most of the surface PSD falls in the size range of 0.1 - 0.5 μm (Seinfeld & Pandis, 2012). On the other hand, the aerosol mass PSD usually has three distinct modes. The first two correspond to the sub-micrometer size range (nuclei and aggregation modes), while the third one is characterized by coarse particles of larger sizes.

The smaller particles form the nuclei or nucleation mode and are generated by primary particle formation processes of anthropogenic nature (mainly from combustion processes) and gas-to-particle transformations (nucleation), which create and emit the sub-micron particles in the atmosphere. These particles represent the greatest portion of the number PSD in an urban aerosol but give a rather small contribution to the mass or volume PSD and have a relatively short duration in the atmosphere. Moreover, because of the high concentrations of nuclei, especially at relatively short distances from the sources (in the order of few hundreds of meters), most of them coagulate quickly with each other, which determines an overlapping zone with the accumulation mode.

In the case of the accumulation mode, the particles are formed by photochemical reactions between volatile organic compounds (VOC) and nitrogen oxides present in the atmosphere under the effect of intense sunlight. Particles in the accumulation mode are also originated from the nucleation, condensation and aggregation processes of the smaller nuclei. The volume/mass distribution of this mode is centered mainly in the 0.1–2 μm size range (Seinfeld & Pandis, 2012). Together with the nuclei, the particles belonging to the accumulation mode constitute the so-called “fine” particles, which represent the relevant part of the number size distribution of an urban aerosol.

The coarse mode, instead, is characterized by particles generated from natural processes, such as wind erosion dusts and sea salt spray particles; and anthropogenic sources, like agriculture and mining activities. Due to their larger size, these particles have a short atmosphere lifetime (a few hours or days) and are rapidly captured in surfaces or deposited from gravity effect (Hinds, 1999).

Interestingly, the accumulation and coarse particle modes present comparable mass concentrations for most urban areas, despite of the high variability in the PSD within a given city (Seinfeld & Pandis, 2012). For this reason, it is important to distinguish the different modes, and analyze the urban aerosol PSD both in terms of particle mass and number distribution.

Previous works by Stephens (Stephens, 2018) and Azimi (Azimi, Zhao, & Stephens, 2014) studied the characteristics of 194 long-term PSD datasets from more than 10 different locations around Europe and North America, collected between 1996 and 2011. This information was compared with historical distributions that have been used as reference in widely recognized textbooks, such as the one by Seinfeld (Seinfeld & Pandis, 2012). While the latter constitutes the current basis for the definition of the assessment standards for air filter performance, the more recent PSD data analyzed in the aforementioned studies show lower concentration values for the number size distributions when compared to the historical data (Stephens, 2018).

Despite this slight discrepancy, the overall shape and parameters of the particle mass/volume distributions of the studied urban atmospheric aerosols can be regarded as similar to the historical representations. In particular, the presence of two distinct modes, one of which with high values of mass/volume in the sub-micrometer range, corresponding to the previously mentioned accumulation and nuclei modes. This supports the evidence of similar characteristics between different urban atmospheres around the world and provides a solid basis for taking a common urban atmospheric aerosol PSD as a reference for testing and assessing the performance of HVAC filters. To do this, it would be necessary to generate in the laboratory suitable test aerosols with particle size distribution similar to the reference one, at higher concentrations and within a defined tolerance.

On the contrary, the volume PSD of currently standardized test dusts, such as the ISO fine A2 dust used by ISO 16890, are completely different from the urban atmospheric aerosols. This difference is evident in Figure 1 below, in which we compare the cumulative size distribution plots of the ISO fine A2 dusts (previous and current version) and the reference urban atmospheric aerosol adopted by ISO 16890 series.

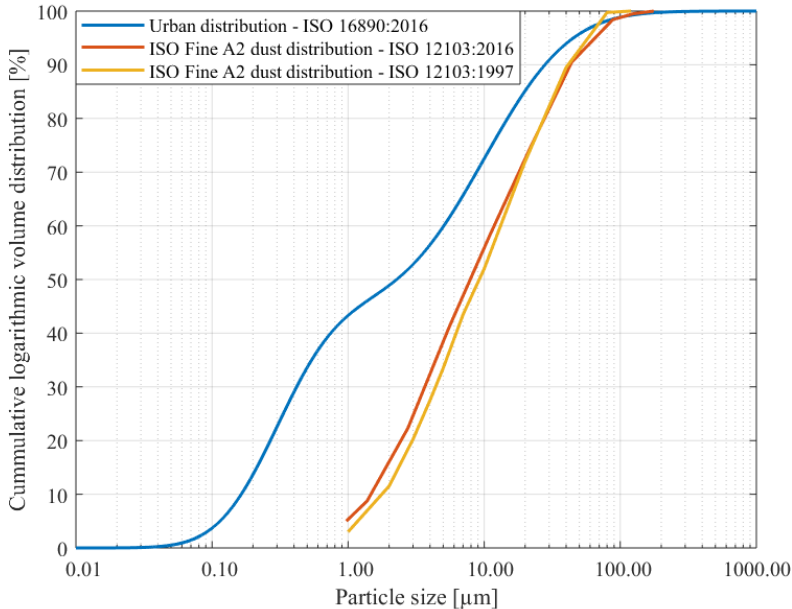


Figure 1 Cumulative PSD plots of A2 synthetic dust and typical urban aerosol adopted by ISO 16890. We highlight that about 50% of the particles in the urban atmospheric aerosol mass distribution adopted by ISO 16890 series are smaller than the smallest particles in ISO fine A2 dust.

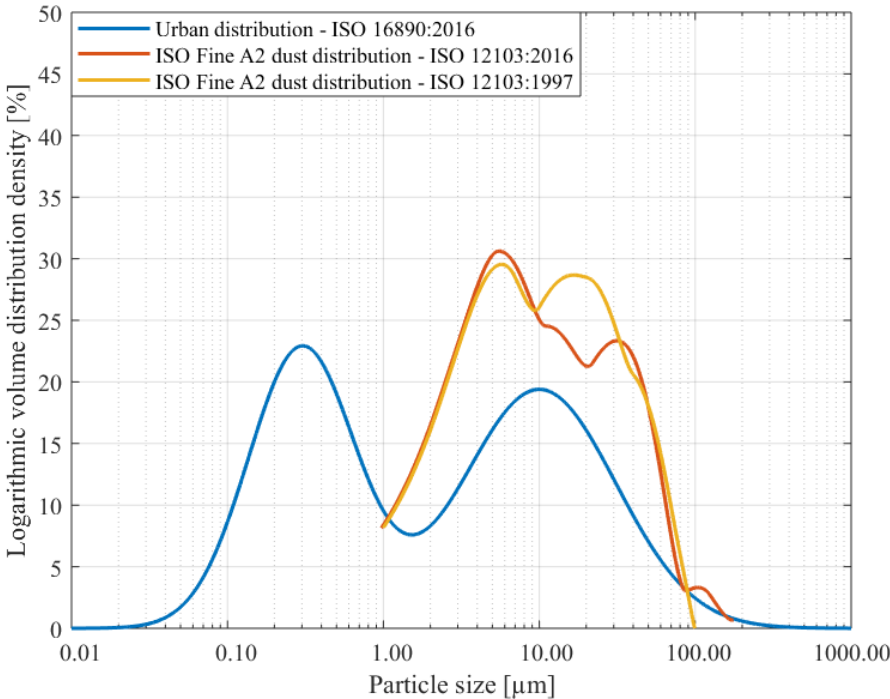


Figure 2 Volume PSD plots of A2 synthetic dust and urban aerosol

Figure 2 compares the logarithmic volume distribution densities of the typical urban atmospheric aerosol adopted by ISO 16890 and the ISO fine A2 dusts. This figure is even clearer in showing the huge difference between those particle size distributions. Those plots show that current synthetic test dusts cannot represent any urban environmental condition challenging the air filters used in HVAC systems during their operation. We cannot ignore such huge difference if we want to get data from laboratory tests that can predict reliably the in-situ performance. Previous analyses (Tronville & Rivers, 2005) have provided similar results, comparing an urban aerosol volume PSD with two different synthetic aerosols and two standard dusts.

3 COMPARISON BETWEEN IN-SITU AND ARTIFICIAL FILTER AGEING

As discussed in the previous sections, the differences in the PSDs of synthetic dusts and urban atmospheric aerosols yield significant discrepancies in the prediction of the air filters duration over time, and the performance change throughout their service life. In fact, current test methods provide a test dust capacity that is commonly used to predict the mass of particles causing a certain increase of airflow resistance. Many experts use this value to determine the expected filter duration in service.

However, long term data collected in-situ from air filters installed in HVAC systems for general ventilation purposes, demonstrated that filters working in real applications at the same airflow rate can reach the same airflow resistance values after capturing much lower amounts of particles.

We report and compare some performance data measured on three 4Vs compact filters (same model and manufacturer). The filter media of those filters was wetlaid fiberglass and their ISO 16890 ratings $ePM_{2.5}$ 90% (which could be reported also as ePM_1 86%, and ePM_{10} 97%). The pressure drop values were measured using a Siemens QBM65.1-10 differential manometer in the air-handling unit and an Aplisens APRE-2000G/N differential pressure sensor for the laboratory tests.

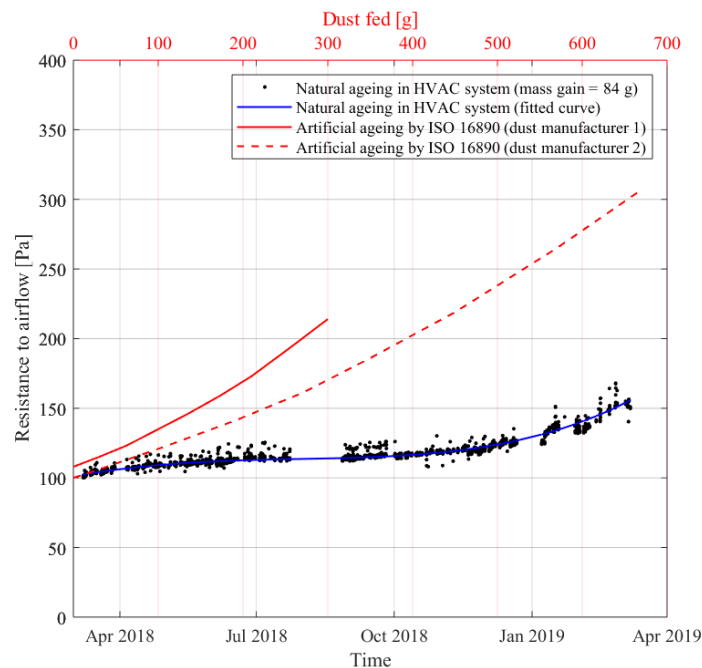


Figure 3 Comparison between in-situ airflow resistance data and laboratory assessment. The bottom abscissa (Time) is associated with the natural ageing data and fitting curve. The upper abscissa, in red color, corresponds to the artificial ageing data, represented by the red curves.

Figure 3 shows the airflow resistance data obtained during natural and artificial filter ageing with the same airflow rate. The data representing the natural ageing was measured as the pressure drop across the filter bank made up by two full size (592x592 mm) and two half size (592x287 mm) filters. We collected the data during several years of service even if we report the data for this filter set only. The artificial ageing results were obtained from two laboratory-clogging tests according to ISO 16890 performed on other two filter samples. We used ISO fine A2 dusts from different manufacturers to study the reproducibility of that dust. Both the laboratory and the in-situ ageing were performed at 3400 m³/h.

The monitored HVAC system is serving a university classroom at Politecnico di Torino, Italy. Two separate time intervals where no data is available correspond to a one month pause in the operation during the summer break in August and another two weeks in December. After nearly one year of service, the filter increased its airflow resistance of about 50 Pa. This increment corresponded to about 84 grams of particles collected during its service life, as it was determined by weighting the 4 filters of the filter bank after dismounting and calculating the average of mass gain (comparing the final weight with the initial one before installation).



Figure 4 HVAC unit used for the natural ageing of the filters.

The curves representing the artificial ageing provide the mass of dust fed causing the corresponding increment of airflow resistance during the laboratory test. The curve obtained by using the synthetic dust from the manufacturer 1 (continuous line) shows that a pressure drop increase of 50 Pa is obtained after loading the filter with around 170 g of the ISO fine A2 dust. In contrast, about 225 g of the A2 dust made by the manufacturer 2 were needed to reach the same pressure drop on another sample of the same filter.

This comparison is a clear example of the different behavior caused by the different PSDs of the synthetic dusts and of the urban atmospheric aerosol. The discrepancy between laboratory results and field data is glaring. An air filter can reach the same pressure drop values as in the

laboratory with lower amounts of mass of captured dust when challenged with aerosols having PSDs shifted towards smaller sizes, as in the case of urban atmospheric aerosols. We can clearly appreciate this difference here below in Figure 5, where we plot the filter mass gain against the airflow resistance values in the three cases.

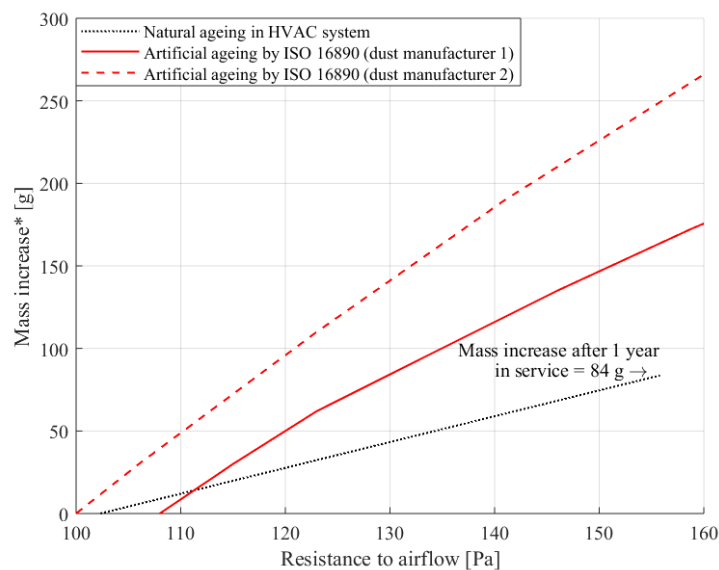


Figure 5 Air filter mass increase comparison between artificial and natural loading. (*) Assuming a gravimetric efficiency of 100% for the artificially clogged filters.

During the artificial loading process with current synthetic dusts, coarse particles stop on the surface of the filter medium and start forming a layer of granular material. This layer of synthetic dust covering the filter medium increases its efficiency and pressure drop by adding a layer of porous material, whose solid fraction is depending on the particles size distribution of the deposited particles. The increase of pressure drop is not linear because it does not depend only on the viscous resistance inside the filter media but also on the inertial resistance on the top of the filter medium. The higher the amount of dust covering the air filter medium, the higher the measured efficiency and the increase of pressure drop. This phenomenon is called “surface filtration”.

When exposing air filters to ambient aerosol concentrations, a completely different phenomenon takes place. It is called “deep filtration” because the particles are small enough to get into the fibrous medium and do not stop on its surface. In this way, the particles deposited on the fibers decrease the filter permeability. However, the governing law remains the Darcy law, which accounts for viscous resistance only. In practice, the viscous resistance increase is directly proportional to the increase of solid fraction inside the filter medium.

The data provided by the monitored HVAC system show that a filter in actual operating conditions requires much less captured particle mass to reach the same pressure drop obtained in the laboratory. This is true even if the pressure drop increases in a linear way in a natural ageing process.

Current methods for determining air filter duration provide misleading information that is not coherent with the actual behavior of the filters when exposed to an urban atmosphere. This is a limitation making impossible for air filter and filtering media manufacturers to develop air

filters minimizing the energy use and optimizing the replacement time when used in real applications.

4 NANOAEROSOL THERMAL GENERATOR

To generate a synthetic test aerosol having a PSD similar to that of an urban atmospheric aerosol, we investigated the performance of a thermal nanoaerosol generator (shown in Figure 6). This device burns a potassium chloride salt stick with an oxy-propane flame, generating large amounts of salt vapor, which condense in the air stream and form a mixture of ultrafine particles. The most relevant parameters impacting the nanoaerosol obtained in this way are the salt stick feed rate into the oxy-propane flame, which can range between 1 and 25 mm/min and the diameter of the salt stick itself (10 or 12 mm).



Figure 6 Picture of the nanoaerosol thermal generator in operation

Figure 7 contains a plot of some of the PSDs obtained with the thermal generator installed in a standardized ISO 16890 test duct operated at 3400 m³/h. These are compared with the urban atmospheric aerosol from ISO 16890 standard.

The instrument used to measure the particle size distributions was a TSI 3910 nanoparticle sizer. The aerosol thermal generator injected the particles from the same point where the dust feeder is usually placed to age air filters with the standardized synthetic dusts. The temperature and relative humidity of the test air were between 20.6 - 34.6 °C and 33- 55%, respectively.

The results show that the nanoaerosol thermal generator produces a synthetic aerosol able to represent the accumulation mode of the typical urban aerosol. Following this positive preliminary evaluation, we will further investigate its use for the sake of achieving a much more realistic accelerated ageing of HVAC filters.

The concentration of the generated nanoaerosol was increasingly higher for faster salt stick feed rates, up to the maximum feed speed (25 mm/min). Higher feed rates could allow obtaining nuclei and accumulation modes even closer to the ISO 16890 reference urban aerosol PSD. As expected, the higher the salt stick feed speed rate, the higher the particle concentration in the test duct.

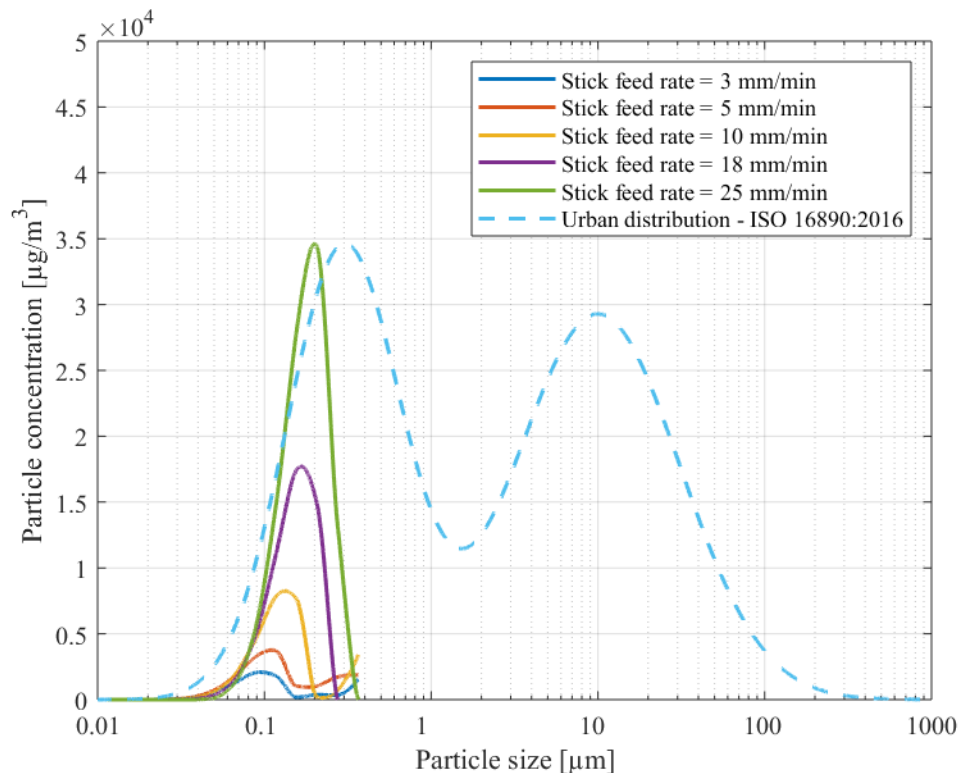


Figure 7 Comparison between the PSDs of the urban atmospheric aerosol according to ISO 16890 and nanoaerosol obtained using the thermal aerosol generator and a 10 mm diameter KCl stick with various feed rates.

5 CONCLUSIONS

The ageing behavior of air filters in HVAC systems is dramatically different from what current laboratory simulations provide. To reach a given pressure drop value, air filters clogged in a real environment require a much lower mass of captured particles, compared to the value provided by standardized laboratory tests with synthetic dusts.

The remarkable difference between the particle size distribution of the aerosol loading the filter during its operation in a real air conditioning or ventilation system and the one of the synthetic dusts can explain the limited value of current standardized tests. Current laboratory procedures prescribe a surface filtration process while in practice a deep filtration process occurs, at least during most of the filter service life. To bring the laboratory simulations closer to reality, it is essential to simulate the filter ageing with much smaller particles than those present in current normalized synthetic dusts.

To generate large amounts of ultrafine particles, a combustion process looks as the most obvious option. The thermal aerosol generator here presented and described is a promising solution for the aforementioned problem.

6 REFERENCES

- ANSI/ASHRAE. (2017). *ANSI/ASHRAE Standard 52.2-2017 - Method of Testing General Ventilation Air-Cleaning Devices for Removal Efficiency by Particle Size*. Atlanta: ANSI/ASHRAE.
- Azimi, P., Zhao, D., Stephens, B. (2014). Estimates of HVAC filtration efficiency for fine and ultrafine particles of outdoor origin. *Atmospheric Environment*, 98, 337-346.
- Hinds, W. (1999). *Aerosol Technology. Properties behavior and measurement of airborne particles*. John Wiley & Sons, Inc.
- ISO. (2016). *ISO International Standard 16890 series - Air filters for general ventilation*. Geneva, Switzerland: International Organization for Standardization (ISO).
- Seinfeld, J. H., Pandis, S. N. (2012). *Atmospheric chemistry and physics: from air pollution to climate change*. John Wiley & Sons, Inc.
- Stephens, B. (2018). Evaluating the Sensitivity of the Mass-Based Particle Removal Calculations for HVAC Filters in ISO 16890 to Assumptions for Aerosol Distributions. *Atmosphere*, 9, 85.
- Tronville, P , Rivers, R. (2005). International standards: filters for vehicular applications. *Filtration & Separation*, 42, 24-27. doi:10.1016/S0015-1882(05)70692-3
- United Nations, Department of Economic and Social Affairs, Population Division. (2018). *World Urbanization Prospects: The 2018 Revision, Online Edition*. Retrieved from <https://population.un.org/wup/Download/>