

Enhanced semiclassical simulation of InGaN/GaN multi-quantum-well solar cells

*Original*

Enhanced semiclassical simulation of InGaN/GaN multi-quantum-well solar cells / Calciati, M., Tibaldi, A., Santi, C.D., Palmieri, A., Avataneo, L., Meneghini, M., Bertazzi, F., Cappelluti, F., Vallone, M., Ghione, G., Meneghesso, G., Zanoni, E., Goano, M.. - STAMPA. - 2019-(2019), pp. 93-94. (19th International Conference on Numerical Simulation of Optoelectronic Devices, NUSOD 2019 Ottawa (Canada) 2019) [10.1109/NUSOD.2019.8806934].

*Availability:*

This version is available at: 11583/2761313 since: 2019-10-18T12:13:17Z

*Publisher:*

IEEE Computer Society

*Published*

DOI:10.1109/NUSOD.2019.8806934

*Terms of use:*

This article is made available under terms and conditions as specified in the corresponding bibliographic description in the repository

*Publisher copyright*

(Article begins on next page)

# Enhanced semiclassical simulation of InGaN/GaN multi-quantum-well solar cells

Marco Calciati\*, Alberto Tibaldi\*, Carlo De Santi<sup>‡</sup>, Andrea Palmieri\*, Lorenzo Avataneo\*, Matteo Meneghini<sup>‡</sup>, Francesco Bertazzi\*<sup>†</sup>, Federica Cappelluti\*, Marco Vallone\*, Giovanni Ghione\*, Gaudenzio Meneghesso<sup>‡</sup>, Enrico Zanoni<sup>‡</sup>, Michele Goano\*<sup>†</sup>

\* Dipartimento di Elettronica e Telecomunicazioni, Politecnico di Torino, Corso Duca degli Abruzzi 24, 10129 Torino, Italy

<sup>†</sup> Dipartimento di Ingegneria dell'Informazione, Università di Padova, Via Giovanni Gradenigo 6, 35131 Padova, Italy

<sup>‡</sup> CNR-IEIIT, Corso Duca degli Abruzzi 24, 10129 Torino, Italy

E-mail: alberto.tibaldi@polito.it

**Abstract**—This work presents an investigation on a multi-quantum-well InGaN/GaN solar cell, based on our in-house quantum-corrected drift-diffusion simulator DIANA. Having validated our approach with a commercial simulation tool, it is now ready to provide deep insight into the carrier transport dynamics occurring in these devices, allowing comparisons with experimental results performed under different illumination conditions.

## I. INTRODUCTION

III-nitride semiconductors are ideal candidates for next-generation photovoltaics. In fact, InGaN alloys can cover the entire solar spectrum thanks to their continuous bandgap coverage spanning from 0.64 to 3.4 eV, with very high absorption coefficient [1], [2]. Moreover, the unique thermal stability enables operation at  $> 400^\circ\text{C}$  temperatures, and consequently their employment in space missions near the Sun [3]. Increasing the indium content in the alloy extends the absorption range, but the large lattice mismatch between InN and GaN prevents from achieving high crystalline quality InGaN layers. The solution to this problem is to build multi-quantum-well (MQW) solar cells, exploiting the biaxial stress to keep the growth coherent, allowing for higher indium content than in thick layers.

In this work we present an exploratory study of the solar cells described in [4] and sketched in Fig. 1. The device is grown on a sapphire substrate. Its active region, which consists of 25 pairs of  $\text{In}_{0.15}\text{Ga}_{0.85}\text{N}/\text{GaN}$  QWs (2.2 nm wells, 4.8 nm barriers), is sandwiched between an  $n$ -type GaN buffer layer with donor doping density  $N_D = 5 \times 10^{18} \text{ cm}^{-3}$  and a  $p$ -doped GaN layer with acceptor doping density  $N_D = 5 \times 10^{17} \text{ cm}^{-3}$ . The top contact includes Ni/Au grids, placed on a current spreading layer.

## II. RESULTS AND OUTLOOKS

The uniform carrier injection on the device transverse section is guaranteed by the current spreading layer, justifying the choice to reduce the analysis to a longitudinal, 1D problem. The simulations have been performed with our in-house carrier transport simulator DIANA. This code, which has been already applied to the simulation of VCSELs [5], [6] and solar cells [7], [8], solves the Poisson's equation

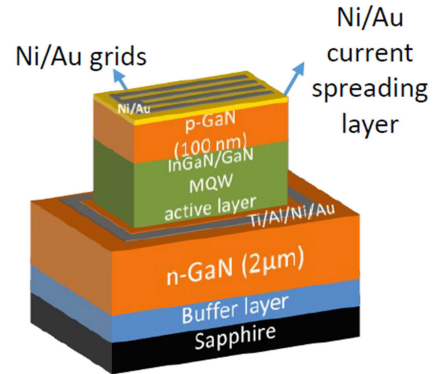


Fig. 1. Geometry of the multi-quantum-well solar cell under investigation.

coupled selfconsistently with the electron and hole continuity equations. The differential equations are discretized by means of a finite difference scheme, where the inherent instability of the drift-diffusion constitutive relations has been treated by the Scharfetter and Gummel formulation [9], [10]. High carrier densities are properly described by Fermi-Dirac statistics, and the incomplete ionization of the doping concentrations is accounted for, which is fundamental for  $p$ -type GaN layers.

Figure 2 shows the band diagram of the structure in dark, short circuit conditions. The impact of spontaneous and piezoelectric polarization effects, which are included as sheet charges at the InGaN/GaN heterointerfaces, can be noticed at a glance by recognizing the peculiar potential profile in the QWs. In these simulations, the sheet charges are screened to the 42% of the value predicted by Bernardini and Fiorentini [11], [12].

The two groups of curves have been obtained with DIANA (solid blue) and with Synopsys Sentaurus Device (dashed red) [13] to perform a cross-validation of the in-house and commercial approaches. Towards a more rigorous treatment of the active region, but less computationally intensive than genuine quantum models [14], [15] or high-order semiclassical pictures [16], [17], DIANA have been enhanced with *quantum corrections*, which provide a better picture of the interaction between the extended current-carrying states with the localized

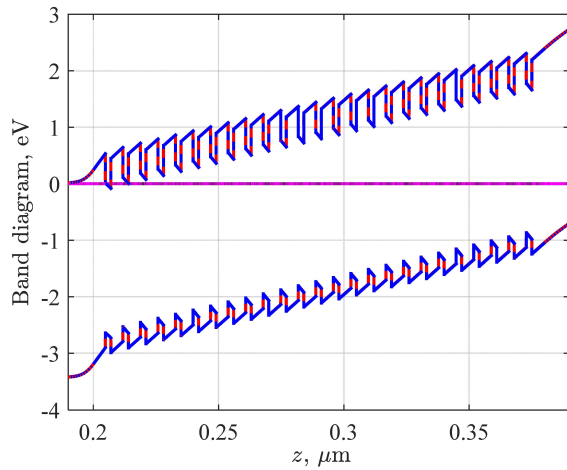


Fig. 2. Band diagrams of the solar cell simulated at dark, short circuit conditions. The solid blue and dashed red curves are obtained with DIANA and Synopsys Sentaurus Device.

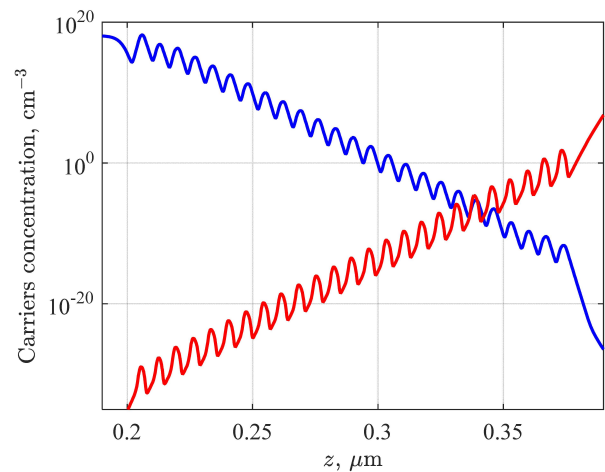


Fig. 3. Electron (blue curve) and hole (red curve) concentrations simulated at dark, short circuit conditions. The simulations have been performed with DIANA, including the quantum corrections.

states of the nanostructures, involved in the optical emission processes.

These corrections are realized by separating carriers into two sub-populations: bulk carriers, whose transport can be described by standard drift-diffusion, and bound carriers, whose motion is inhibited along the QW confinement direction [14], [18]. The two populations are coupled through a capture term [14], [18], [19], [20], [21], whose impact is controlled by a capture time describing phenomenologically the scattering rate [22]. As a preliminary result, Fig. 3 shows the electron and hole densities obtained with the quantum-corrected drift diffusion. The QW charges are distributed according to their envelope wavefunctions, as it could be appreciated by the smooth charge decays in the barriers. Such wavefunctions are computed by solving Schrödinger's equation selfconsistently with the potential profile obtained from Poisson's equation. Quantum-confined Stark effect is then included, even if it has a minor impact on the recombination processes being the QWs quite narrow.

Having assessed these models, it is now possible to apply them to comparisons with the results of the experimental characterizations performed at Università di Padova under illumination conditions, with the aim of explaining the carrier transport dynamics occurring in these structures.

#### ACKNOWLEDGMENTS

This work was supported in part by the U.S. Army Research Laboratory through the Collaborative Research Alliance (CRA) for MultiScale multidisciplinary Modeling of Electronic materials (MSME).

#### REFERENCES

[1] Y.-K. Kuo, *et al.*, *IEEE Photon. Technol. Lett.* **25**, 85 (2013).  
 [2] Z. Bi, *et al.*, *IEEE Photon. Technol. Lett.* **28**, 2117 (2016).  
 [3] X. Huang, *et al.*, *Appl. Phys. Lett.* **111**, 233511 (2017).  
 [4] E. Dogmus, *et al.*, *Phys. Status Solidi C* **12**, 1412 (2015).  
 [5] M. Calciati, A. Tibaldi, F. Bertazzi, M. Goano, P. Debernardi, *Semiconductor Sci. Tech.* **32**, 055007 (2017).

[6] A. Tibaldi, F. Bertazzi, M. Goano, R. Michalzik, P. Debernardi, *IEEE J. Select. Topics Quantum Electron.* **25**, 1500212 (2019).  
 [7] M. Giannini, A. P. Cédola, N. Di Santo, F. Bertazzi, F. Cappelluti, *IEEE J. Photovoltaics* **3**, 1271 (2013).  
 [8] A. P. Cédola, D. Kim, A. Tibaldi, M. Tang, A. Khalili, J. Wu, H. Liu, and F. Cappelluti, "Physics-based modeling and experimental study of Si-doped InAs/GaAs quantum dot solar cells," *Indian J. Phys.*, vol. 2018, pp. 7215 843–1–10, 2018.  
 [9] D. L. Scharfetter, H. K. Gummel, *IEEE Trans. Electron Devices* **ED-16**, 64 (1969).  
 [10] G. Ghione, A. Benvenuti, *IEEE Trans. Antennas Propagation* **AP-45**, 443 (1997).  
 [11] V. Fiorentini, F. Bernardini, O. Ambacher, *Appl. Phys. Lett.* **80**, 1204 (2002).  
 [12] M. Calciati, M. Goano, F. Bertazzi, M. Vallone, X. Zhou, G. Ghione, M. Meneghini, G. Meneghesso, E. Zanoni, E. Bellotti, G. Verzellesi, D. Zhu, and C. Humphreys, "Correlating electroluminescence characterization and physics-based models of InGaN/GaN LEDs: Pitfalls and open issues," *AIP Adv.*, vol. 4, no. 6, p. 067118, June 2014.  
 [13] Synopsys, Inc., Mountain View, CA, *Sentaurus Device User Guide. Version M-2016.12* (2016).  
 [14] F. Bertazzi, M. Goano, G. Ghione, A. Tibaldi, P. Debernardi, and E. Bellotti, "Electron transport," in *Handbook of Optoelectronic Device Modeling and Simulation*, J. Piprek, Ed. Boca Raton, FL: CRC Press, 2017, ch. 2, pp. 35–80.  
 [15] U. Aeberhard, *J. Phys. D* **51**, 323002 (2018).  
 [16] C. Jacoboni, *Theory of Electron Transport in Semiconductors. A Pathway from Elementary Physics to Nonequilibrium Green Functions* (Springer-Verlag, Berlin, 2010).  
 [17] E. Bellotti, F. Bertazzi, S. Shishehchi, M. Matsubara, M. Goano, *IEEE Trans. Electron Devices* **60**, 3204 (2013).  
 [18] C. De Santi, M. Meneghini, A. Tibaldi, M. Vallone, M. Goano, F. Bertazzi, G. Verzellesi, G. Meneghesso, and E. Zanoni, "Physical mechanisms limiting the performance and the reliability of GaN-based LEDs," in *Nitride Semiconductor Light-Emitting Diodes*, 2nd ed., J. J. Huang, H. C. Kuo, and S.-C. Shen, Eds. Duxford, U.K.: Woodhead Publishing, 2018, ch. 14, pp. 455–489.  
 [19] G. A. Baraff, *Phys. Rev. B* **58**, 13799 (1998).  
 [20] M. Grupen, K. Hess, *IEEE J. Quantum Electron.* **34**, 120 (1998).  
 [21] M. Goano, F. Bertazzi, X. Zhou, M. Mandurrino, S. Dominici, M. Vallone, G. Ghione, A. Tibaldi, M. Calciati, P. Debernardi, F. Dolcini, F. Rossi, G. Verzellesi, M. Meneghini, N. Trivellin, C. De Santi, E. Zanoni, and E. Bellotti, "Challenges towards the simulation of GaN-based LEDs beyond the semiclassical framework," in *Proc. SPIE*, vol. 9742, p. 974202, 2016.  
 [22] M. Vallone, F. Bertazzi, M. Goano, G. Ghione, *J. Appl. Phys.* **121**, 123107 (2017).